

**Call Us Today (866) 273-6039**

**Visit Martin Engineering Online**

**View Product Information**



# BELT CLEANERS

CARRYBACK REMOVAL SOLUTIONS FOR ALL APPLICATIONS

L3651





# PROBLEM

## CONSEQUENCES OF CARRYBACK

Carryback is material that sticks to the belt past the discharge point and then drops off along the conveyor's return run.

Without belt cleaners, prevalent carryback causes...

- Reduced operating efficiency and profitability through increased expenses for maintenance and cleanup and the loss of material.
- Material buildup on rolling components leading to seized idlers, wandering belts and increased power consumption.
- Lower plant morale as employees sense the "I don't care if it's dirty" attitude.
- Unsafe working conditions caused by material accumulation on floors and walkways, creating fire hazards, slip/trip hazards.
- Health hazards and environmental concerns created by airborne material.
- Unfavorable attention from neighbors and regulatory agencies.





# SOLVED

## CARRYBACK REMOVAL SOLUTION

Belt cleaner systems from Martin Engineering make conveyor systems cleaner, safer and more productive.

With belt cleaners, minimalized carryback results in...

- Improved maintenance planning and conveyor availability as emergency outages, unscheduled downtime and “hurry-up” repairs are reduced.
- Reduced maintenance expenses by lower labor costs for fewer and faster service procedures. Improved manpower utilization by fewer belt tracking and material cleanup chores.
- Maximized equipment life by fewer replacements of prematurely worn components damaged by fugitive material and buildup.
- Improved working conditions and plant safety and morale by better housekeeping.
- Improved community relations and regulatory compliance by reducing environmental pollution.

# PRIMARY CLEANERS

## MARTIN® PRIMARY CLEANERS

As the first stage in a multiple cleaner system, the primary cleaner removes the majority of material adhered to the belt, leaving only a thin layer of sticky fines.


Primary cleaners are generally tensioned at low pressure—roughly 2 psi (13.8 kPa)—against the belt. Low blade-to-belt pressure allows the primary cleaner to be positioned at a peeling angle against the belt. The use of higher pressure at this angle would endanger the belt, splice or cleaner itself.

Primary cleaners are typically installed on the face of the head pulley, just below the material trajectory. The cleaner should be constructed to avoid material buildup and installed so that it is out of the material stream.

## SELECTION GUIDE

### Required Data

Belt width  
Head pulley diameter  
Belt speed  
Material characteristics  
Application temperature



### Selection Process

1. Identify the specifications for your conveyor.
2. Use your conveyor's specifications for **belt width** and **pulley diameter** to select a primary cleaner in the Primary Cleaner Sizing Chart on the opposite page.
3. Check your selection against the recommended **maximum belt speeds** in the Primary Cleaner Scale Chart on the opposite page.
4. Use **material characteristics** and **application temperature** to identify the appropriate urethane blade in the chart on page 8.



## PRIMARY CLEANER SIZING CHART

Belt Width in. (mm)	Head Pulley Diameter—in. (mm)						
	7-10 (180-250)	12-16 (300-400)	18-22 (450-560)	24-30 (600-760)	32-38 (810-970)	40-46 (1010-1170)	48+ (1220+)
12 (300-400)	1	2	N/A	N/A	N/A	N/A	N/A
18 (400-500)	1	2	3 or 4	5 or 6	N/A	N/A	N/A
24 (500-650)	1	2	3 or 4	5 or 6	N/A	N/A	N/A
30 (650-800)	1	2	3 or 4	5 or 6	N/A	N/A	N/A
36 (800-1000)	1	2	3 or 4	5 or 6	N/A	N/A	N/A
42 (1000-1200)	2	2	3 or 4	5 or 6	7	N/A	N/A
48 (1200-1400)	2	2	3 or 4	5 or 6	7	7	8
54 (1400-1600)	2	2	3 or 4	5 or 6	7	7	8
60 (1600-1800)	2	2	3 or 4	5 or 6	7	7	8
72 (1800-2000)	2	2	3 or 4	5 or 6	7	7	8
84 (2000-2200)	N/A	3 or 4	3 or 4	5 or 6	7	7	8
96 (2200-2400)	N/A	3 or 4	3 or 4	5 or 6	7	7	8
108 (2600-2800)	N/A	N/A	N/A	N/A	7	7	8
120 (2800-3000)	N/A	N/A	N/A	N/A	7	7	8

1 = Compact Cleaner

2 = PV Cleaner

3 = QC1™ Cleaner HD

4 = QC1™ Cleaner PD

5 = QC1™ Cleaner HD Max

6 = QC1™ Cleaner XHD

7 = SHD 600 Series Cleaner

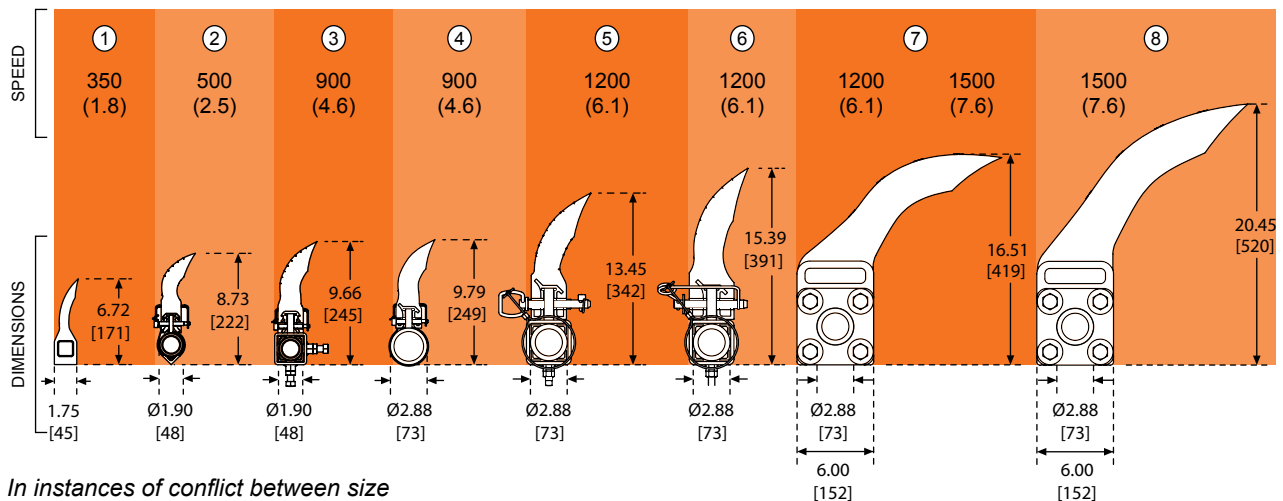
8 = SHD 1200 Series Cleaner

**Please note:** Stainless steel mainframes and tensioners are available for corrosive environments.

## PRIMARY CLEANER SCALE & BELT SPEEDS

Maximum Belt Speed by Categories: fpm (m/sec)

Blade Dimensions given in inches (mm)

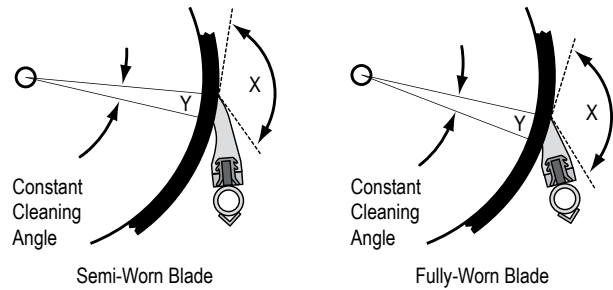


*In instances of conflict between size and speed, choose the next larger size.*

## PATENTED CARP CLEANER BLADES

Martin belt cleaner blades come in a large array of shapes, sizes and materials to most effectively remove any type of material carryback while protecting the belt and its splices.

Martin's patented Constant-Angle/Constant-Area Radial Pressure (CARP) blade design maintains consistent cleaning through all stages of blade wear.



*Martin® CARP Blades are protected by U.S. Patent No. 4,917,231.*

## MARTIN® HIGH-PERFORMANCE URETHANES

Martin Engineering is the worldwide leader in the development of high-performance urethanes for specialized applications. Available for any Martin primary cleaner, as well as any primary cleaner supplied by another manufacturer.



## SELECTION GUIDE

Color	Application Description	Typical Materials	Temperature Range
<b>Orange</b> (blank or OR)	<b>Standard Martin® Urethane</b> is suitable for most applications, including abrasive conditions and exposure to solvents or oil.	Bauxite, coke, coal, refuse, steel/ore, etc.	-20° to 160°F (-30° to 70°C)
<b>Brown</b> (BR)	<b>Chemical-Resistant Urethane</b> provides improved resistance to chemicals and reduced water absorption in high-moisture environments.	Limestone	-40° to 160°F (-40° to 70°C)
<b>Green</b> (GR)	<b>High-Temperature Urethane</b> withstands exposure to intermittent temperatures of up to 350°F (177°C).	Clinker	-40° to 300°F (-40° to 150°C)
<b>Clear</b> (CL)	<b>Low-Rigidity Urethane</b> is ideal for dry products such as sand and gravel.	Gravel, dry sand	-40° to 160°F (-40° to 70°C)
<b>Navy Blue</b> (NB)	<b>Low-Adhesion Urethane</b> is ideal for sticky or tacky materials.	Cement, glass, wood chips	-20° to 160°F (-30° to 70°C)



## MARTIN® QC™ BELT CLEANERS

One-pin blade replacement makes belt cleaner blade replacement an easy, one-minute, no-tool operation performed from outside of the chute. Simply (1) remove the R-clip and (2) slide the hitch pin out of the mainframe extrusion to (3) release the blade.



1 Remove the R-clip.



2 Slide the hitch pin out.



3 Release the blade.

## MARTIN® COMPACT CLEANER


Fits in spaces with as little as 6.75 inches (171 mm) of clearance on pulleys as small as 7 inches (180 mm) in diameter.

To replace worn blade, slide new blade onto square tube mainframe.

Blades are available in high-performance urethane colors to match application requirements.

Patented “CARP” blade design maintains cleaning performance through all stages of blade life.

Supplied with internal spring tensioner.



CARP Blade


## MARTIN® PV CLEANER

One-piece blade contains approximately 20 percent more urethane than comparable pre-cleaners, extending service life.

Uses an aggressive angle of attack to the belt to increase cleaning efficiency.

Allows “one-pin, no-tool” blade replacement.

Drop the sturdy blade into place on the reinforced steel mainframe and secure it with a wire lock pin.



CARP Blade




### MARTIN® QC1™ CLEANER HD

One-pin blade replacement makes belt cleaner blade replacement an easy, one-minute, no-tool operation.

Patented “CARP” blade design maintains cleaning performance through all stages of belt cleaner blade life.

Optional tungsten-tipped steel blade inserts are available for QC1™ Cleaner HD. Not for use on belts with mechanical splices—vulcanized belts only.




### MARTIN® QC1™ CLEANER PD

Sturdy mainframe—2.875 in (73 mm) OD Schedule 80 steel pipe stands up to rugged conditions, large pulleys and heavy material loads.

The high-volume CARP blade features 20 percent more urethane than competitive cleaners.

Durable and rugged spring tensioner maintains cleaning pressure, yet allows easy re-tensioning with minimal downtime.

Saves money at purchase by reducing the need for maintenance and blade replacements.




### MARTIN® QC1™ CLEANER HD MAX

Unique blade profile means the blade maintains the most efficient cleaning angle across the extended wear life.

Mainframe of rugged 3/8-in. (9.5-mm) thick DOM steel tubing has steel bar backbone. Aluminum extrusion blade base holds cleaner snugly to backbone.

Durable and rugged Martin® Spring Tensioner XHD maintains cleaning pressure.



## MARTIN® QC1™ CLEANER XHD

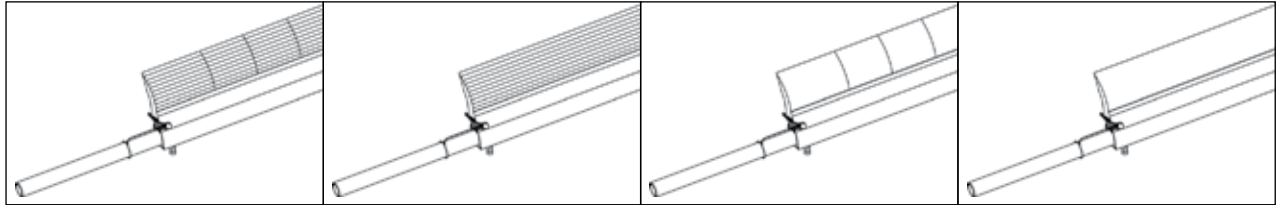
Engineered to preserve the cleaning edge from high belt speeds and multiple splices.

Patented “CARP” blade design maintains cleaning performance through all stages of blade life.

Mainframe of rugged 3/8-in. (9-mm) DOM steel tubing has a steel bar backbone. An aluminum extrusion in the belt cleaner blade base holds the cleaner snugly to the backbone.



## MARTIN® QC1™ BLADE OPTIONS



*Wear slits and segments  
XX00*

*Wear slits only  
XX01*

*Segments only  
XX10*

*No wear slits or segments  
XX11*


## MARTIN® SHD 600 & 1200 SERIES CLEANERS

Structural steel means no more bent mainframes, even with high tonnages and large lumps.

Massive urethane blades provide up to 12 inches (305 mm) of wear life.

Martin® SHD Cleaner and tensioner are designed together for effective cleaning and reduced service requirements.


Patented “CARP” blade design maintains cleaning performance through all stages of blade life.



# SECONDARY CLEANERS

## MARTIN® SECONDARY CLEANERS

Installed at the point where the belt is leaving the discharge pulley, secondary cleaners remove residual fines that remain on the belt past the primary cleaner. Its location is typically close enough to the material trajectory that the cleanings will return to the main material stream.



Additional tertiary cleaners can be installed to provide final cleaning. These cleaners can be the same model as the secondary cleaner, or of a different design to allow efficient cleaning and maintenance within the available space.

As these cleaners are typically installed away from the pulley, they should be placed at or near a point where the belt is against a roller. Firm support prevents the cleaning pressure from raising the belt line and reducing cleaning efficiency.

## SELECTION GUIDE

1. Check your conveyor's **belt width** and **speed** against the specifications listed for the secondary cleaners in the table below.
2. If your belt features multiple mechanical splices, or a mechanical splice in poor condition, avoid using tungsten carbide blades as rapid wear or damage to both blade and splice may result.

## APPLICATION SPECIFICATIONS

Belt Cleaner	Max Belt Speed fpm (m/sec)	Handles Reversing Belts & Rollback	Available Blade Materials			
			Mild Steel	Stainless Steel	Tungsten Carbide	Urethane
DT2 Inline Cleaner	700 (3.5)	X	X	X	X	X
Durt Hawg® DH2 Cleaner	750 (3.8)		X	X	X	
SAF2™ Cleaner	800 (4.1)				X	X
SQC2S™ Cleaner	1000 (5.1)	X		X	X	X
DT2 Inline Cleaner XHD	1200 (6.1)	X			X	X

**Please note:** Stainless steel mainframes and tensioners are available for corrosive environments.




## MARTIN® DT2S INLINE CLEANER

Slide-in/slide-out belt cleaner blade cartridge allows quick and easy blade service that minimizes conveyor downtime. Even when the cleaner is encrusted with material, one-half of the split frame can be removed to allow blade change.

Effective belt cleaning reduces plant cleanup chores and prolongs life of conveying equipment.

Can be installed on conveyors that roll back or run in two directions with proper blade selection.

Lean profile minimizes space requirements, allows installation in spaces as narrow as seven inches (178 mm).




## MARTIN® DT2S INLINE CLEANER XHD

Reduces plant cleanup chores and prolongs the life of conveyor components.

Mandrel allows quick-and-easy belt cleaner blade replacement to increase conveyor availability.

Individual belt cleaner blade segments slide into sturdy track-forming cartridge. This cartridge slides over stainless steel mainframe into cleaning position. The split-track cartridge design allows simple belt cleaner blade removal even with material accumulation.




## MARTIN® SQC2S™ CLEANER

Rugged belt cleaner construction withstands punishing applications, like high-speed belts and high-tonnage loads.

Patented rubber buffers maintain cleaning pressure while deflecting to allow splices to pass and allow for reversal of belt direction without damage to belt.

Blade replacement is simple: remove the pin, slide the cartridge out, service and return.

Compact design allows installation in close quarters; narrow profile resists material buildup.



## MARTIN® SAF2™ CLEANER

Rugged belt cleaner construction withstands punishing applications, like high-speed belts and high-tonnage loads.

Light “touch” of resilient three-inch-wide (75 mm) urethane blades reduces risk of damage, even on belts with multiple fasteners, rips or longitudinal splices and rollback.

As cleaning edge wears, the urethane blades self-adjust to maintain effective cleaning.

Cartridge mounting provides easy removal of blades from mainframe. Pry out worn blades with a screwdriver; new blades snap into place.



### **DURT HAWG® DH2 CLEANER**

Blade replacement is fast and easy; just pound out worn blades and pound in the new ones.

Optional resilient urethane cleaning elements absorb impact, let splices pass without damage.


Rugged, one-piece molded urethane elements stand up to tough conditions.



### **MARTIN® O2 CLEANER**

“Paint-scraper” cleaning angle provides maximum removal of carryback and tungsten carbide blade tips provide effective and long-lasting cleaning.

Blade shield allows removed material to slide off without buildup while blade holder flexes to allow tip deflection in direction of belt travel for splice passage.



### **MARTIN® H2O CLEANER**

Urethane secondary blade squeegees the belt for effective removal of dirt and moisture.

# SPECIALTY CLEANERS

## MARTIN® FOOD GRADE CLEANER

Mounts on the face of the head pulley to reclaim material into the product stream.

Engineered to fit the conveyor specifications and belt cleaning requirements of the food processing and packaging industries.

Modular belt cleaner blades on stainless steel mainframes. Supplied with internal spring tensioner.



## MARTIN® BRUSH CLEANER

One or two-horsepower motor (depending on belt width) turns brush against belt motion.

Spiral Brush Cleaner uses 0.38 inch (0.96 mm) polypropylene bristles wrapped in a spiral around the hub.

Strip Brush Cleaner uses 12 brush strips that sheds even moist material that would plug other brushes. Strips are made with 0.40 inch (1 mm) polypropylene bristles.



## MARTIN® HIGH TEMPERATURE CLEANER

All-steel construction allows the Martin® High Temperature Cleaner to withstand high temperatures up to 600°F.

Overlapping stainless steel or tungsten carbide blades on coil spring arms provide effective cleaning.



### **MARTIN® CHEVRON CLEANER**

Incorporates arms with blades offset at a 30° angle to allow the edge to ripple over belt cleats.

Use the Chevron Cleaner where stringy material like vines, wire or bark can catch on conventional cleaner arms.



### **MARTIN® WASHBOX™ CLEANING SYSTEM**

Consists of a powder-coated steel enclosure equipped with 3 rollers, 4 spray bars, 4 inspection doors and 2 secondary cleaners.

Rather than “blast” material from the belt, the water softens the carryback.

The installation of a primary cleaner on the face of the head pulley is recommended.

*A modular unit is shown with a standard box with two cleaners and a single cleaner box.*





# TENSIONERS

## MARTIN® TWIST™ TENSIONER

The Martin® Twist™ Tensioner can be used on either primary cleaners or secondary cleaners.

Rubber element maintains cleaning pressure with minimal belt cleaner re-tensioning required.


Tensioner allows mechanical splices to pass without damage.

If blades pull through, the tensioner's coupling rolls over, releasing pressure and reducing the risk of harm to personnel or equipment.

Light aluminum housing and the fully enclosed design keeps the tensioner mechanism clean.



*Martin® Twist™ Tensioner*



*Martin® Spring Tensioner*



*Martin® Air Tensioner*

## MARTIN® SPRING & AIR TENSIONERS

Air Tensioners use the resilience of an air spring to cushion impact.

Spring Tensioners maintain efficient belt cleaning with a rugged coil spring.

Several mounting options available.

## MARTIN® SPRING TENSIONER XHD

Provides effective cleaning pressure, yet cushion splice shock to prevent damage.

Provides effective tension for heavy-duty belt cleaners and stands up to tough conditions.



*Martin® Spring Tensioner XHD*

## MARTIN® HANGER MOUNT

Makes belt cleaner installation easier while reducing time required.



*Martin® Hanger Mount*



# ACCESSORIES

## MARTIN® INSPECTION DOOR

Latch handle folds down, so door stands only 2.25 inches (57 mm) high. (With handle standing, door is 4.1 inches (104 mm) high).

Suitable for service temperatures up to 400° F (204° C) continuous or 450° F (232° C) intermittent.

Also available with integral guard screen.



## MARTIN® PRESSURE ROLLER BRACKET

Supports the conveyor belt so cleaner can be tensioned without lifting the belt.

Designed with slotted bolt holes to simplify installation. Can be supplied with roller or be used with existing conveyor equipment. Available for “arm and blade” or vertically-tensioned secondary cleaner systems.



## MARTIN® CARRYBACK CAPTURE SYSTEM

Allows for the addition of secondary and tertiary cleaners outside the head chute and returns removed carryback to the cargo stream.

Reduce worker risks and cleanup costs by moving carryback away from moving parts and confined spaces.

Modular construction increases portability and makes installation easy in any unique or confined spaces; system requires only 13 inches of clearance for easy installation in tight spaces.

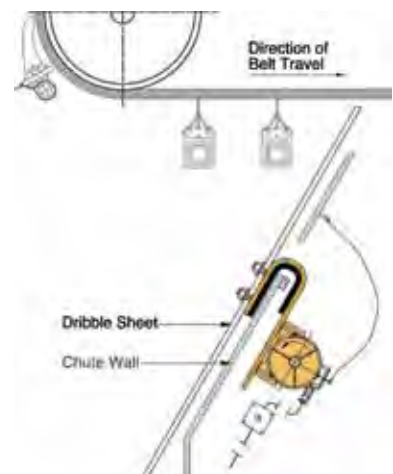
Minimal moving parts increase reliability and minimize opportunities for breakdowns.



## MARTIN® VIBRATING DRIBBLE CHUTE

Keep material accumulations from clogging chute and burying cleaners. Low-friction plastic lining promotes material flow without accumulation.

Rubber-lined bracket transfers vibration to liner without metal fatigue. Cougar electric vibrator provides durable performance.



## PRIMARY CLEANERS

### MARTIN® QC1™ CLEANER PD

Assembly P/N	38556
Blade P/N	35381
Technical Data Sheet P/N	L3799
Maximum Belt Speed	900 fpm
Maximum Belt Width	84 in.
Pulley Diameter	16-22 in.

### MARTIN® QC1™ CLEANER HD

Assembly P/N	36898
Blade P/N	35381
Technical Data Sheet P/N	L3370
Maximum Belt Speed	900 fpm
Maximum Belt Width	96 in.
Pulley Diameter	16-22 in.

### MARTIN® QC1™ CLEANER HD MAX

Assembly P/N	38926
Blade P/N	38900
Technical Data Sheet P/N	L3885
Maximum Belt Speed	1200 fpm
Maximum Belt Width	72 in.
Pulley Diameter	24-30 in.

### MARTIN® QC1™ CLEANER XHD

Assembly P/N	35899
Blade P/N	35897
Technical Data Sheet P/N	L3799
Maximum Belt Speed	1200 fpm
Maximum Belt Width	120 in.
Pulley Diameter	24-30 in.

### MARTIN® COMPACT CLEANER

Assembly P/N	33464
Blade P/N	33463
Technical Data Sheet P/N	L3667
Maximum Belt Speed	350 fpm
Maximum Belt Width	48 in.
Pulley Diameter	6-10 in.

### MARTIN® PV CLEANER

Assembly P/N	PV1S
Blade P/N	PV-XXXXXXXX
Technical Data Sheet P/N	L3736
Maximum Belt Speed	500 fpm
Maximum Belt Width	72 in.
Pulley Diameter	10-16 in.

### MARTIN® SHD 600 & 1200 SERIES CLEANERS

Assembly P/N	SH1X
600 Series Blade P/N	35568
1200 Series Blade P/N	35569
SHD Turnbuckle Tensioner	35600
SHD Spring-Link Tensioner	35978
Technical Data Sheet P/N	L3439
Maximum Belt Speed	1500 fpm
Maximum Belt Width	120 in.
600 Series Pulley Dia.	30-48 in.
1200 Series Pulley Dia.	48+ in.

## SECONDARY CLEANERS

### MARTIN® DT2S INLINE CLEANER

Assembly P/N	DT2S
Inline Blade P/N	36316
Reversing Blade P/N	31104
Cartridge P/N	DT2SC
Spring Tensioner P/N	37707
Air Tensioner P/N	37707-A
Technical Data Sheet P/N	L3685
Maximum Belt Speed	700 fpm
Belt Width	24-96 in.

### MARTIN® DT2S INLINE CLEANER XHD

Assembly P/N	DT2H
Inline Blade P/N	36937
Reversing Blade P/N	32494
Cartridge P/N	DT2HC
Spring Tensioner P/N	37806
Air Tensioner P/N	37806-A
Technical Data Sheet P/N	L3690
Maximum Belt Speed	1200 fpm
Belt Width	18-96 in.

### MARTIN® O2 CLEANER

Assembly P/N	OR2000
Torsion Mount Tensioner	OR3TMXXXX
Solid Mount Tensioner	OR3SMXXXX
Dual Solid Mount Tensioner	OR-3-DSM
Technical Data Sheet P/N	L3709
Maximum Belt Speed	1200 fpm
Belt Width	30-96 in.

### MARTIN® SQC2S™ CLEANER

Assembly P/N	SQC2S
SQC2S™ Blade P/N	SC-10002
SAF-2™ Blade P/N	38231
Rubber Buffer	SC10001MR
Cartridge P/N	SQC2SC
Technical Data Sheet P/N	L3686
Maximum Belt Speed	1000 fpm
Belt Width	18-96 in.

### MARTIN® H2O CLEANER

Assembly P/N	H2O4000S
Technical Data Sheet P/N	L3831
Blade P/N	H2O4001
Maximum Belt Speed	—
Belt Width	18-84 in.

### DURT HAWG® DH2 CLEANER

Assembly P/N	37144
Long Arm Blade P/N	29033-L
Short Arm Blade P/N	29033-S
Tungsten Carbide Blade P/N	34574
Stainless Steel Blade P/N	30340
Mild Steel Blade P/N	30339
Snap-On Urethane Blade P/N	32364
Stainless Steel T Blade P/N	35380-01
Technical Data Sheet P/N	3741
Maximum Belt Speed	750 fpm
Belt Width	18-96 in.



## SPECIALTY CLEANERS

### MARTIN® FOOD GRADE CLEANER

Primary Assembly P/N	33035
Internal Spring Tensioner P/N	33036
Secondary Assembly P/N	31369
Food Grade Air Tensioner P/N	31348
Food Grade Hub Mount Tensioner P/N	31368
Technical Data Sheet P/N	L3370-08
Maximum Belt Speed	350 fpm
Belt Width	4-48 in.

### MARTIN® BRUSH CLEANER

Strip Assembly P/N	35331
Spiral Brush Assembly P/N	32875
Spiral Polypropylene Brush P/N	28898
Spiral Nylon Brush P/N	28560
Strip Brush with Hubs P/N	35327
Brush Strips (Set of 12) P/N	35329
Technical Data Sheet P/N	L3431
Maximum Belt Speed	—
Belt Width	18-72 in.

### MARTIN® CHEVRON CLEANER

Torsion Arm Assembly P/N	36881
Inline Assembly P/N	33705
Technical Data Sheet P/N	L3370-11
Maximum Belt Speed	500 fpm
Belt Width	18-96 in.

### MARTIN® HIGH TEMPERATURE CLEANER

Assembly P/N	21042
Tungsten Carbide Blade P/N	27924
Stainless Steel Blade P/N	16960
Technical Data Sheet P/N	L3370-12
Maximum Belt Speed	750 fpm
Belt Width	18-96 in.
Maximum Service Temperature	600° F

### MARTIN® WASHBOX CLEANING SYSTEM

Dual Belt Cleaner Assembly P/N	WBPXX
Single Belt Cleaner Assembly P/N	WBSCPXX
Technical Data Sheet P/N	L3780
Maximum Belt Speed	750 fpm
Belt Width	18-84 in.

## TENSIONERS

### MARTIN® TWIST™ TENSIONER

Single Tensioner P/N	38850-0X
Dual Tensioner P/N	38850-2X
Technical Data Sheet P/N	L3839

### MARTIN® REVERSING MOUNT SPRING TENSIONER

Reversing Mount Tensioner P/N	33599
Reversing Cleaner Z Bracket P/N	31158-01
Reversing Hanger Mount Assembly P/N	33288
Belt Width	18-96 in.
Technical Data Sheet P/N	L3370-16

### MARTIN® SPRING TENSIONER

Tensioner P/N	38180
Belt Width	18-48 in.
Dual Tensioner P/N	38180-2
Belt Width	54-96 in.
Technical Data Sheet P/N	L3370-16

### MARTIN® ADJUSTABLE L BRACKET SPRING TENSIONER

Tensioner P/N	31291-SM
Belt Width	18-54 in.
Technical Data Sheet P/N	L3370-16

### MARTIN® SHOCK MOUNT AIR PADDLE TENSIONER

Tensioner P/N	32745
Belt Width	18-54 in.
Dual Tensioner P/N	32745-2R
Belt Width	60-96 in.
Technical Data Sheet P/N	L3370-16

### MARTIN® MOUNTING BRACKETS

L Bracket P/N	33706
Flange Mount Bracket P/N	30537
Hanger Mount Assembly P/N	27382
Reversing Hanger Mount Assembly P/N	33288
Heavy Duty Hanger Mount Assembly P/N	34233-HD
Technical Data Sheet P/N	L3370-16

## ACCESSORIES

### MARTIN® INSPECTION DOORS

Steel Door P/N	CYA-XXXX
Rubber Door P/N	CYAR-XXXX
Extended-Height Steel Door P/N	CYAE-XXXX
Round Steel Door P/N	CYARD-XXXX
Technical Data Sheet P/N	L3432

### MARTIN® PRESSURE ROLLER BRACKET

Brackets Pair w/Roller for DH2 P/N	32290-XXXX
Brackets Pair w/o Roller P/N	32290-XX
Bracket Assembly for SAF2™ & SQC2S™ P/N	34542-XX
Bracket Assembly for O2, H2O & DT2 P/N	37954-XXXX
Technical Data Sheet P/N	L3370-15

### MARTIN® CARRYBACK CAPTURE SYSTEM

Carryback Capture System P/N	CCSXXXXXXX
Belt Width	24-72 in.
Technical Data Sheet P/N	L3806

### MARTIN® VIBRATING DRIBBLE CHUTE

Vibrating Dribble Chute P/N	31546
w/Overload Protection P/N	31546-OL
Dribble Sheet Liner P/N	31494XXXXXX
Technical Data Sheet P/N	L3370-14



#### GLOBAL LOCATIONS



UNITED STATES



GERMANY



SPAIN



AUSTRALIA



INDIA



SOUTH AFRICA



BRAZIL



INDONESIA



TURKEY



CHINA



MEXICO



UNITED KINGDOM



FRANCE



PERU

Authorized representatives in over 32 additional countries

#### MARTIN ENGINEERING USA

One Martin Place

Neponset, IL 61345-9766 USA

866-273-6039

[info@martin-eng.com](mailto:info@martin-eng.com)

[www.martin-eng.com](http://www.martin-eng.com)

Part No. L3651-03/13

**Call Us Today (866) 273-6039**

**Visit Martin Engineering Online**

**View Product Information**