

Brute® Hydraulic Motor-Driven Vibrators

CCV Series

With an integral clamp foot, these powerful vibrators suit portable applications like railcar unloading.

DV Series

For permanent installation on large vessels, these vibrators come with six-bolt-hole mount bases.

CV Series

CV Series Vibrators incorporate two bolt-holes for permanent mounting on hoppers, bins, or chutes.


CC Series

With its cradle lug bracket, the CC Series is suited for applications requiring portability and position changes.

Rule-of-thumb vibrator sizing: One pound of vibrator force for every ten pounds of bin content. Mount vibrator as close as possible to material outlet. Reinforce mount area to prevent flexure of bin wall at mount location.

Force output data derived from vibrator mounted to 10,000-pound (4530 kg) test block. Frequency and force will decrease on less rigid block.

1. High-Grade Ductile Iron Case provides maximum durability.
2. Low-Maintenance Bearings require lubrication after 500 hours of service.
3. Integral Clamp Foot on CCV Series provides portability and positive mounting.
4. Powerful, Efficient Motor for long service life, minimal power consumption.
5. Adjustable Eccentrics allow tuning of force output of most models to match application.



CCV Series



DV Series



CV Series



CC Series

BRUTE HYDRAULIC ACCESSORIES

Part Number	Description
28732	Cradle Lug Bracket for CC2.8
V-826032	Handle Kit for CV2.8
32271	Safety Cable Assembly
16994	Mobil 28 Aviation (380g tube)

PERFORMANCE DATA

Model	Force Output				Shipping Weight		Part Number
	Maximum		Minimum		lb	kg	
	lb	n	lb	n			
CV2.02-H	506	2251	100	445	13	5.9	205692
CV2.07-H	1587	7059	128	569	22	10.0	205693
CV2.6-H	3278	14,581	128	569	40	18.1	205663
CV2.8-H CC2.8-H	4715	20,973	910	4048	45 52	20.4 23.6	CV28-H-GC CC28-H-GC
CCV4-H	4660	20,729	1000	4448	60	27.2	CCV4-H-GC
CCV6-H DV6-H	9500	42,258	4500	20,017	110 115	49.9 52.2	CCV6-H-GC DV6-H-GC

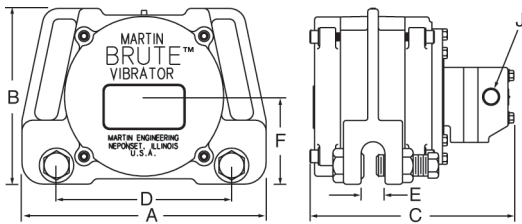
TECHNICAL DATA SHEET

DIMENSIONS

Model	A	B	C	D	E	F	G	H*	J**
CV2.02-H	6.65 (169)	4.49 (114)	6.27 (159)	5.50 (140)	1.50 (38)	2.31 (59)	0.75 (19)	3/8	3/8
CV2.07-H	7.47 (190)	4.64 (118)	9.97 (253)	6.00 (152)	2.00 (51)	2.41 (61)	1.00 (25)	3/8	3/8
CV2.6-H	10.04 (255)	6.56 (167)	10.82 (275)	8.00 (203)	3.50 (89)	3.34 (85)	1.06 (27)	5/8	3/8
CV2.8-H	9.87 (251)	6.87 (174)	9.81 (249)	8.00 (203)	3.0 (76)	3.46 (88)	0.875 (22)	3/4	1/2
CC2.8-H	9.36 (238)	7.12 (181)	9.50 (241)	N/A	3.4 (86)	4.20 (107)	N/A	N/A	1/2
CCV4-H	11.50 (292)	8.25 (210)	9.63 (245)	8.25 (210)	0.94 (24)	4.12 (105)	N/A	N/A	1/2
CCV6-H	11.30 (287)	11.30 (287)	12.28 (312)	11.25 (286)	1.0 (25)	5.62 (143)	N/A	N/A	1/2
DV6-H	18.00 (457)	11.00 (279)	12.63 (321)	6 holes 2 x 2 x 16 (51 x 51 x 406)	6.0 (152)	5.69 (145)	1.12 (28)	3/4	1/2

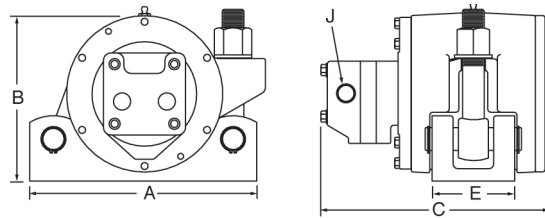
*Bolt Size **NPT

CCV Series

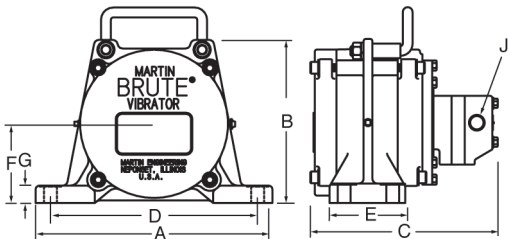


CC Series

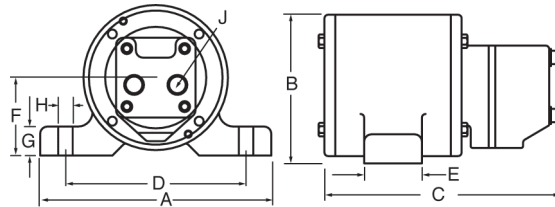
Shown with optional Cradle Lug Bracket, P/N 28732.



DV Series



CV Series



Martin Engineering USA

One Martin Place
 Neponset, IL 61345-9766 USA
 800 544 2947 or 309 852 2384
 Fax 800 814 1553
www.martin-eng.com

**COMPANY WITH
 QUALITY SYSTEM
 CERTIFIED BY DNV GL
 = ISO 9001 =**

Problem Solved™ GUARANTEED!

Form No. L3413-11/22
 © Martin Engineering Company 1997, 2022