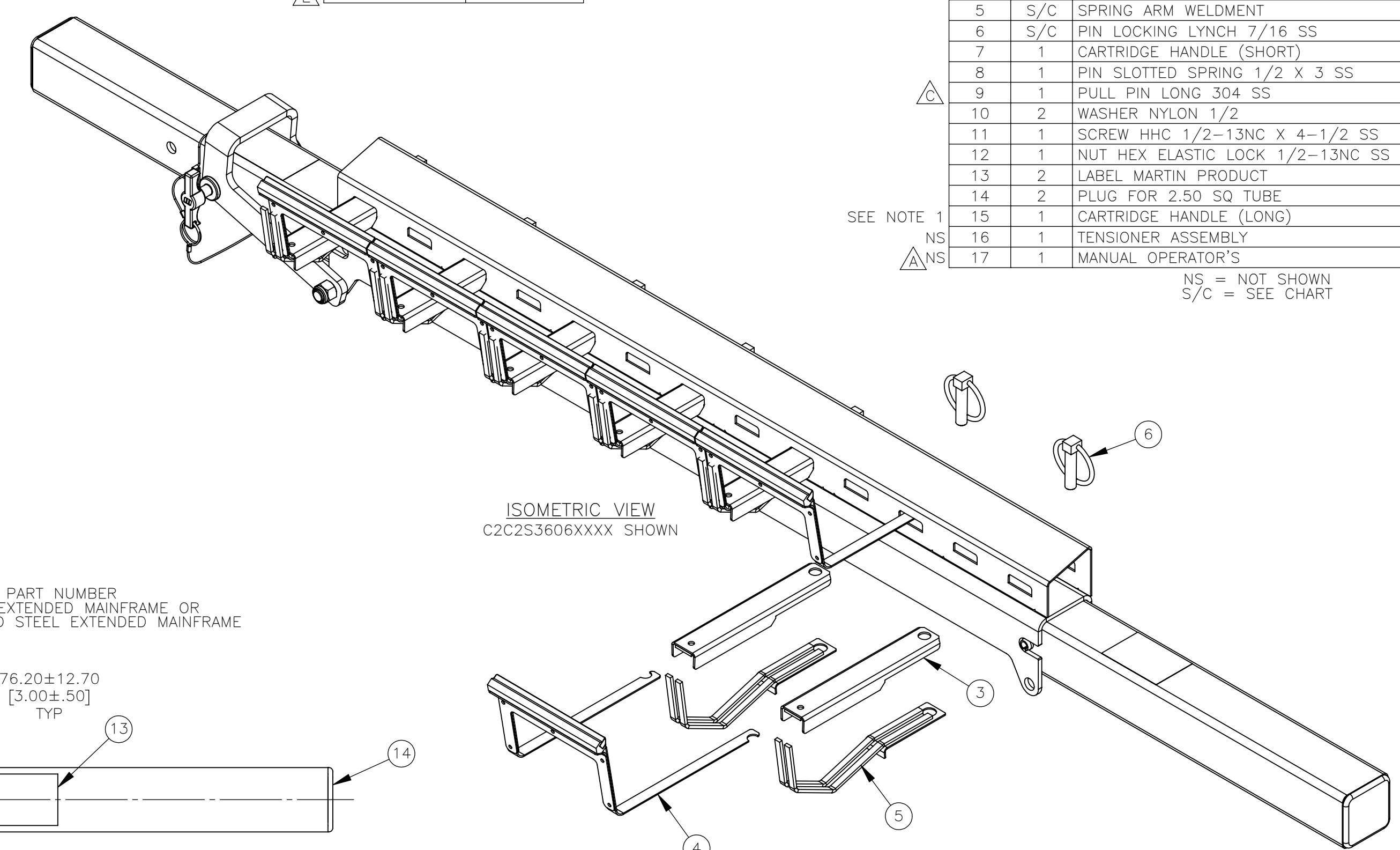


PART NO.	DIM "A" FRAME	DIM "B" CARTRIDGE	DIM "C" BLADE WIDTH	DIM "D"	P/N ITEM 1	P/N ITEM 2	QTY ITEM	QTY ITEM	WEIGHT (KG)
							2	3, 5, 6	W/O TENS
C2C2S1802XXXX	1371.6 [54.00]	533.4 [21.00]	304.4 [11.98]	89.1 [3.51]	C2CPM2518X	C2CP1015S03S	4	3	20.8
C2C2S1803XXXX	1371.6 [54.00]	533.4 [21.00]	457.1 [17.99]	89.1 [3.51]	C2CPM2518X	C2CP1015S03S	3	4	21.4
C2C2S2403XXXX	1524.0 [60.00]	685.8 [27.00]	457.1 [17.99]	89.6 [3.53]	C2CPM2524X	C2CP1015S04S	3	4	24.0
C2C2S2404XXXX	1524.0 [60.00]	685.8 [27.00]	609.8 [24.01]	89.6 [3.53]	C2CPM2524X	C2CP1015S04S	4	5	24.6
C2C2S3004XXXX	1676.4 [66.00]	838.2 [33.00]	609.8 [24.01]	90.6 [3.57]	C2CPM2530X	C2CP1015S05S	4	5	27.2
C2C2S3005XXXX	1676.4 [66.00]	838.2 [33.00]	762.5 [30.02]	90.6 [3.57]	C2CPM2530X	C2CP1015S05S	5	6	27.8
C2C2S3605XXXX	1828.8 [72.00]	990.6 [39.00]	762.5 [30.02]	92.6 [3.65]	C2CPM2536X	C2CP1015S06S	5	6	30.5
C2C2S3606XXXX	1828.8 [72.00]	990.6 [39.00]	915.2 [36.03]	92.6 [3.65]	C2CPM2536X	C2CP1015S06S	6	7	31.1
C2C2S4206XXXX	1981.2 [78.00]	1143.0 [45.00]	915.2 [36.03]	91.9 [3.62]	C2CPM2542X	C2CP1015S07S	6	7	33.7
C2C2S4207XXXX	1981.2 [78.00]	1143.0 [45.00]	1067.9 [42.04]	91.9 [3.62]	C2CPM2542X	C2CP1015S07S	7	8	34.2
C2C2S4807XXXX	2133.6 [84.00]	1295.4 [51.00]	1067.9 [42.04]	92.9 [3.66]	C2CPM2548X	C2CP1015S08S	7	8	39.5
C2C2S4808XXXX	2133.6 [84.00]	1295.4 [51.00]	1220.6 [48.06]	92.9 [3.66]	C2CPM2548X	C2CP1015S08S	8	9	40.0
C2C2S5408XXXX	2286.0 [90.00]	1447.8 [57.00]	1220.6 [48.06]	93.9 [3.70]	C2CPM2554X	C2CP1015S09S	8	9	42.7
C2C2S5409XXXX	2286.0 [90.00]	1447.8 [57.00]	1373.3 [54.07]	93.9 [3.70]	C2CPM2554X	C2CP1015S09S	9	10	43.3
C2C2S6009XXXX	2438.4 [96.00]	1600.2 [63.00]	1373.3 [54.07]	95.2 [3.75]	C2CPM2560X	C2CP1015S10S	9	10	46.0
C2C2S6010XXXX	2438.4 [96.00]	1600.2 [63.00]	1526.0 [60.08]	95.2 [3.75]	C2CPM2560X	C2CP1015S10S	10	11	46.6
C2C2S6610XXXX	2590.8 [102.00]	1752.6 [69.00]	1526.0 [60.08]	96.2 [3.79]	C2CPM2566X	C2CP1015S11S	10	11	49.3
C2C2S6611XXXX	2590.8 [102.00]	1752.6 [69.00]	1678.7 [66.09]	96.2 [3.79]	C2CPM2566X	C2CP1015S11S	11	12	49.8
C2C2S7211XXXX	2743.2 [108.00]	1905.0 [75.00]	1678.7 [66.09]	97.5 [3.84]	C2CPM2572X	C2CP1015S12S	11	12	52.6
C2C2S7212XXXX	2743.2 [108.00]	1905.0 [75.00]	1831.5 [72.10]	97.5 [3.84]	C2CPM2572X	C2CP1015S12S	12	13	53.1
C2C2S7812XXXX	2895.6 [114.00]	2057.4 [81.00]	1831.5 [72.10]	99.0 [3.90]	C2CPM2578X	C2CP1015S13S	12	13	55.9
C2C2S7813XXXX	2895.6 [114.00]	2057.4 [81.00]	1984.2 [78.12]	99.0 [3.90]	C2CPM2578X	C2CP1015S13S	13	14	56.4
C2C2S8413XXXX	3048.0 [120.00]	2209.8 [87.00]	1984.2 [78.12]	100.3 [3.95]	C2CPM2584X	C2CP1015S14S	13	14	59.2
C2C2S8414XXXX	3048.0 [120.00]	2209.8 [87.00]	2136.9 [84.13]	100.3 [3.95]	C2CPM2584X	C2CP1015S14S	14	15	59.8
C2C2S9014XXXX	3200.4 [126.00]	2362.2 [93.00]	2136.9 [84.13]	101.8 [4.01]	C2CPM2590X	C2CP1015S15S	14	15	62.6
C2C2S9015XXXX	3200.4 [126.00]	2362.2 [93.00]	2289.6 [90.14]	101.8 [4.01]	C2CPM2590X	C2CP1015S15S	15	16	63.1
C2C2S9615XXXX	3352.8 [132.00]	2514.6 [99.00]	2289.6 [90.14]	103.1 [4.06]	C2CPM2596X	C2CP1015S16S	15	16	65.9
C2C2S9616XXXX	3352.8 [132.00]	2514.6 [99.00]	2442.3 [96.15]	103.1 [4.06]	C2CPM2596X	C2CP1015S16S	16	17	66.5

PART NUMBER	DIM "A" FRAME	P/N ITEM 1
C2C2S1802XXXX	1828.8 [72.00]	C2CPM2518XE
C2C2S1803XXXX	1828.8 [72.00]	C2CPM2518XE
C2C2S2403XXXX	1981.2 [78.00]	C2CPM2524XE
C2C2S2404XXXX	1981.2 [78.00]	C2CPM2524XE
C2C2S3004XXXX	2133.6 [84.00]	C2CPM2530XE
C2C2S3005XXXX	2133.6 [84.00]	C2CPM2530XE
C2C2S3605XXXX	2286.0 [90.00]	C2CPM2536XE
C2C2S3606XXXX	2286.0 [90.00]	C2CPM2536XE
C2C2S4206XXXX	2438.4 [96.00]	C2CPM2542XE
C2C2S4207XXXX	2438.4 [96.00]	C2CPM2542XE
C2C2S4807XXXX	2590.8 [102.00]	C2CPM2548XE
C2C2S4808XXXX	2590.8 [102.00]	C2CPM2548XE
C2C2S5408XXXX	2743.2 [108.00]	C2CPM2554XE
C2C2S5409XXXX	2743.2 [108.00]	C2CPM2554XE
C2C2S6009XXXX	2895.6 [114.00]	C2CPM2560XE
C2C2S6010XXXX	2895.6 [114.00]	C2CPM2560XE
C2C2S6610XXXX	3048.0 [120.00]	C2CPM2566XE
C2C2S6611XXXX	3048.0 [120.00]	C2CPM2566XE
C2C2S7211XXXX	3200.4 [126.00]	C2CPM2572XE
C2C2S7212XXXX	3200.4 [126.00]	C2CPM2572XE
C2C2S7812XXXX	3352.8 [132.00]	C2CPM2578XE
C2C2S7813XXXX	3352.8 [132.00]	C2CPM2578XE
C2C2S8413XXXX	3505.2 [138.00]	C2CPM2584XE
C2C2S8414XXXX	3505.2 [138.00]	C2CPM2584XE
C2C2S9014XXXX	3657.6 [144.00]	C2CPM2590XE
C2C2S9015XXXX	3657.6 [144.00]	C2CPM2590XE
C2C2S9615XXXX	3810.0 [150.00]	C2CPM2596XE
C2C2S9616XXXX	3810.0 [150.00]	C2CPM2596XE

BLADE CHART	
PART NUMBER	P/N ITEM 4
C2C2SXXXXXXX	C2CBA
C2C2SXXXXBXXX	C2CBB
C2C2SXXXXCXXX	C2CBC

ITEM	QTY.	DESCRIPTION	PART NUMBER
1	1	MAINFRAME	SEE CHART
2	1	CARTRIDGE WELDMENT	SEE CHART
3	S/C	SPRING ARM COVER WELDMENT	C2CP1003S
4	S/C	BLADE ARM ASM	SEE BLADE CHART
5	S/C	SPRING ARM WELDMENT	C2CP1006S
6	S/C	PIN LOCKING LYNCH 7/16 SS	SUS10011S
7	1	CARTRIDGE HANDLE (SHORT)	C2CP10021SX
8	1	PIN SLOTTED SPRING 1/2 X 3 SS	SUS10007S
9	1	PULL PIN LONG 304 SS	C2CP1022S
10	2	WASHER NYLON 1/2	35688
11	1	SCREW HHC 1/2-13NC X 4-1/2 SS	36101
12	1	NUT HEX ELASTIC LOCK 1/2-13NC SS	SP03938-02
13	2	LABEL MARTIN PRODUCT	38048
14	2	PLUG FOR 2.50 SQ TUBE	34896-02
15	1	CARTRIDGE HANDLE (LONG)	SEE CHART
16	1	TENSIONER ASSEMBLY	SEE CHART
17	1	MANUAL OPERATOR'S	M4133



ISOMETRIC VIEW
C2C2S3606XXXX SHOWN

REPLACE THE "X" IN THIS PART NUMBER WITH A "S" FOR 304 SS MAINFRAME OR LEAVE BLANK FOR PAINTED STEEL MAINFRAME

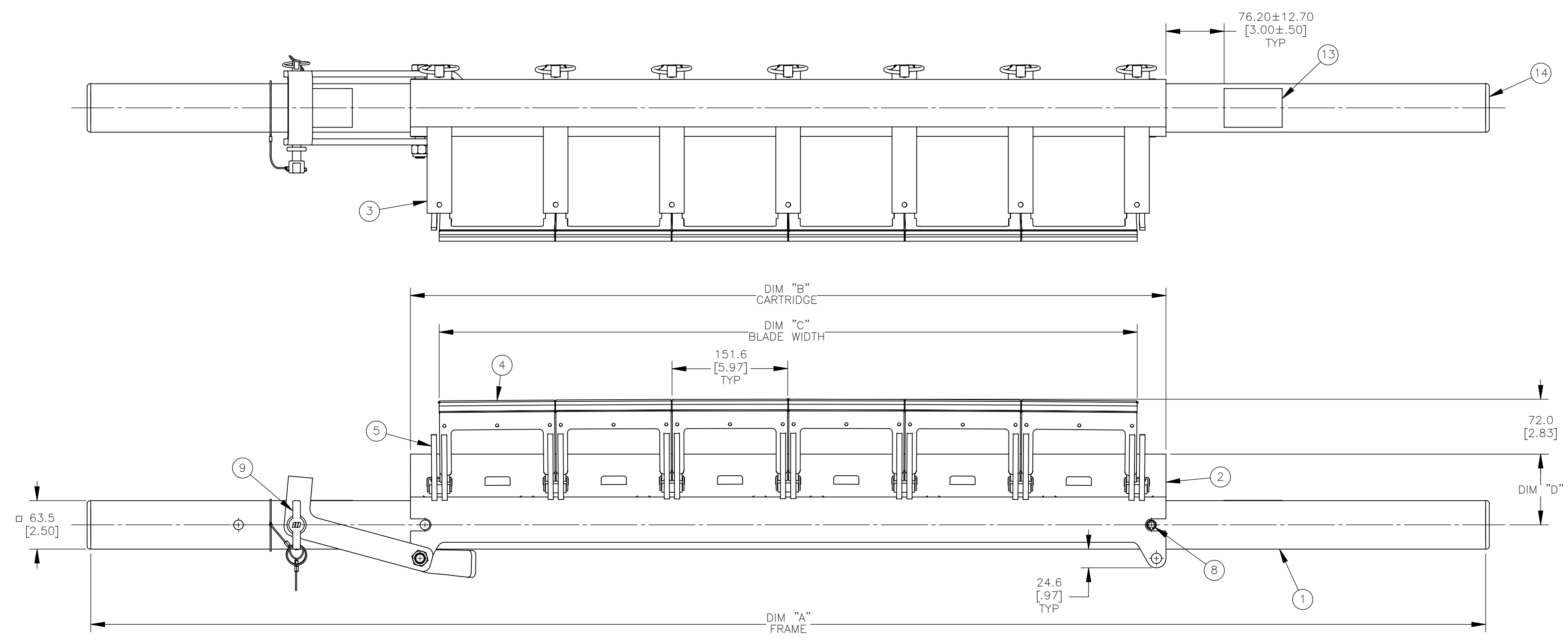
REPLACE THE "X" IN THIS PART NUMBER WITH A "S" FOR 304 SS EXTENDED MAINFRAME OR LEAVE BLANK FOR PAINTED STEEL EXTENDED MAINFRAME

REPLACE THE "X" IN THIS PART NUMBER WITH A "S" FOR STAINLESS STEEL HANDLE OR LEAVE BLANK FOR PAINTED STEEL HANDLE

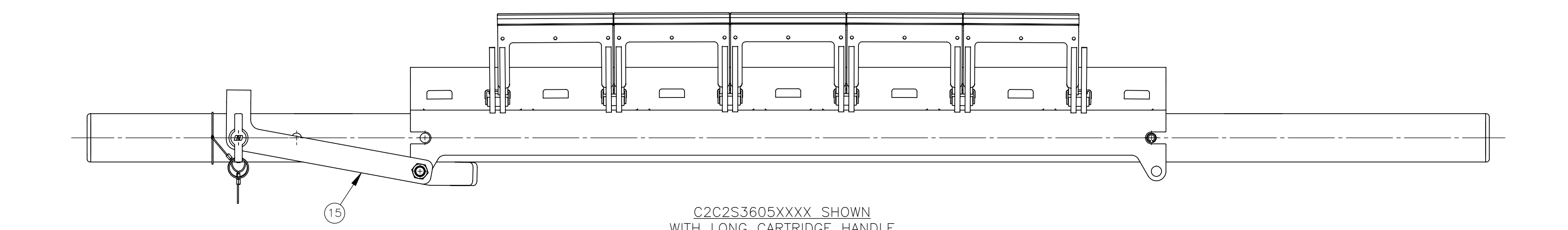
TENSIONER CHART		
BELT WIDTH	FAR SIDE TENSIONER	STD TENSIONER
	P/N ITEM 16	P/N ITEM 16
S18-S30	38664-D01XX	38664-XX
S36-S54	38664-D02XX	38664-XX
S60-S90	38664-D03XX	38664-XX
S96	38664-D04XX	38664-XX

REPLACE THE "XX" IN THIS PART NUMBER WITH A "SS" FOR STAINLESS STEEL TENSIONER OR LEAVE BLANK FOR PAINTED STEEL TENSIONER

- NOTES:
- C2CP1021LX TO BE SHIPPED LOOSE FOR FIELD USE WITH WIDE BASE STRINGER APPLICATIONS.
 - IN THE "C2C" PART NUMBER:
 - THE 2 INDICATES SAFE TO SERVICE TYPE MAINFRAME.
 - THE SXX INDICATES THE BELT WIDTH IN STANDARD INCH UNITS.
 - THE NEXT XX INDICATES THE NUMBER OF BLADES.
 - THE NEXT X INDICATES BLADE TUNGSTEN TYPE:
 - A = STANDARD/MODERATE VERSION
 - B = SEVERE VERSION
 - C = EXTREME VERSION
 - THE NEXT X INDICATES THE MAINFRAME TYPE:
 - E = EXTENDED STAINLESS STEEL
 - S = STAINLESS STEEL
 - P = PAINTED STEEL
 - Z = EXTENDED PAINTED STEEL
 - THE NEXT X INDICATES THE TENSIONER OPTIONS:
 - O = NO TENSIONER
 - S = STAINLESS STEEL FAR SIDE
 - T = STEEL FAR SIDE
 - P = PAINTED STEEL STD
 - Z = STAINLESS STEEL STD



C2C2S3606XXXX SHOWN WITH SHORT CARTRIDGE HANDLE



C2C2S3605XXXX SHOWN WITH LONG CARTRIDGE HANDLE

E	ADDED & ROUTED P/N C2C2SXXXXXXX, C2C2SXXXXXXX & C2C2SXXXXXXX. ADDED OPTIONS A, B & C TO BLADE TUNGSTEN TYPE (PR14228) RMDV & OBSOLETE P/N C2C2SXXXXXXX / RMDV OPTION 1 FROM BLADE TUNGSTEN TYPE	15959	09/15/21	JAH	 MARTIN ENGINEERING NEPONSET, IL USA	DRAWN JAP DATE 06/06/19 CHECKED
D	ADDED PAINTED STEEL MAINFRAME & TENSIONER OPTIONS TO CHARTS & NOTE: P = PAINTED STEEL, Z = EXTENDED PAINTED, T = STEEL, P = PAINTED STEEL STD & Z = SS STD. CHARTED HANDLE OPTIONS (PR13975)	----	03/31/20	JAH		ENG. JAP DATE 06/07/19 I.E. JFB DATE 06/17/19 APPROVED JFB DATE 06/18/19 SCALE 1:4
C	CHGD P/N FROM C2CP10195 TP C2CP1022S	15435	11/18/19	RND	TITLE CLEANSCRAPE SECONDARY SAFE TO SERVICE CLEANER ASSEMBLY	DRAWING NUMBER PR13908
B	ON BW 48 THRU 96, CHGD DIM "A" BY -304.8 [-12.00] ADDED EXTENDED LENGTH MAINFRAME OPTION	15476	10/21/19	JAH		C2C2SXXXXXXX
A	CHGD P/N FROM M4128 TO M4133 IN BOM	15413	07/24/19	JAH		
REV	DESCRIPTION	ECN	DATE	BY		
MATERIAL:		FINISH: -		WEIGHT: SEE CHART		
UNLESS OTHERWISE SPECIFIED TOLERANCES IN MM [INCH]:				SURFACE FINISH: ✓		
DIMENSIONS ARE IN MM [INCH]		.X = ±		ANGULAR: ±		
DIMENSIONS FOR REFERENCE ONLY		.XX = ±		DRAFT ANGLE: -		
		.XXX = ±				