

INDIAN CEMENT REVIEW®

INDIA'S FIRST & ONLY BUSINESS MAGAZINE FOR INDIAN CEMENT INDUSTRY VOLUME 35 • June 2021 • NO 11

CEMENT BRANDS: CREATING ENDURING RELATIONSHIPS

Brand management has shifted dramatically from dissipative competition to build and nurture relationships with all stakeholders in the company's value chain.

Feature | Interview | Event | Focus



Engineering safer conveyors: Art meets science


According to researchers, areas around conveyors are the most accident-prone. The article discusses how a conveyor system should not only meet compliance standards, but also exceed all code, safety, and regulatory requirements using global best practices. Martin Engineering discusses the best practices and strategies to be adopted at various levels that meet the need for modern production and safety demands.



Copyright: Martin Engineering
A properly configured conveyor minimizes emissions for improved safety and easier maintenance.

All new conveyor systems will inevitably succumb to the punishing bulk handling environment and begin the slow process of degradation. The system will eventually require more time and labor for maintenance, shorter spans between outages, longer periods of downtime, and an ever-increasing cost of operation. This period is also accompanied by an increased chance of injury or fatality as workers are progressively exposed to the equipment to perform cleaning, maintenance and to fabricate short-term fixes to long-term problems. A total system replacement is cost-prohibitive, but to remain compliant and/or meet ever-increasing production demands, upgrades and repairs are unavoidable.

When examining the safety of a system, improving efficiency and reducing risk can be achieved by utilizing a hierarchy of control methods for alleviating hazards. The consensus among safety professionals



Copyright: Martin Engineering
Components of an evolved basic conveyor facilitate operations, maintenance and safety.

is that the most effective way to mitigate risks is to design the hazard out of the component or system. This usually requires a greater initial capital investment than short-term fixes, but yields more cost-effective and durable results.

SCIENCE: HIERARCHY OF CONTROL METHODS

Examining the US Occupational Safety and Health Administration (OSHA) accident database reveals the dangers of working around conveyors. [1] Studies have revealed that the highest prevalence of accidents is near locations where cleaning and maintenance activities most frequently take place: take-up pulley, tail pulley, and head pulley.

Designs should be forward-thinking, exceeding compliance standards and enhancing operators' ability to incorporate future upgrades cost-effectively and easily by taking a modular approach. Designing

hazards out of the system means alleviating causes with the intent to bolster safety on a conveyor system, but the methods of protecting workers can vary greatly.

In many cases, it will be necessary to use more than one control method, by incorporating lower-ranked controls. However, these lower-ranking approaches are best considered as support measures, rather than solutions in and of themselves.

PPE includes respirators, safety goggles, blast shields, hard hats, hearing protectors, gloves, face shields, and footwear, providing a barrier between the wearer and the hazard. Downsides are that they can be worn improperly, may be uncomfortable to use through an entire shift, can be difficult to monitor and offer a false sense of security. But the bottom line is that they do not address the source of the problem.

Administrative controls (changes to the way people work) create a policy that articulates a commitment to safety, but written guidelines can be easily shelved and forgotten. These controls can be taken a step further by establishing “active” procedures to minimise the risks. For example, supervisors can schedule shifts that limit exposure and require more training for personnel, but these positive steps still do not remove the exposure and causes of hazards.

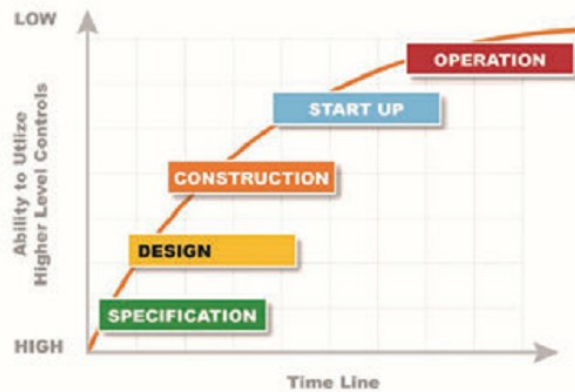
Warning Signage is generally required by law, so this is less of a method than a compliance issue. It should be posted in plain sight, clearly understood and washed when dirty or replaced when faded. Like most lower-tier methods, signs do not remove the hazard and are easily ignored.

Installing systems such as engineering controls that allow remote monitoring and control of equipment—or guards such as gates and inspection doors that obstruct access—greatly reduce exposure, but again, do not remove the hazard.

HIERARCHY OF CONTROL METHODS



Copyright: Martin Engineering
Safety improves as the type of hazard control moves higher up the hierarchy of methods.



Copyright: Martin Engineering
Incorporating effective hazard control techniques are easier and less costly in the early stages of a project. [2]

Using the substitute method replaces something that produces a hazard with a piece of equipment or change in material that eliminates the hazard. For example, the manual clearing of a clogged hopper could be replaced by installing remotely triggered air cannons.

Examples of eliminate by design are longer, taller, and tightly sealed loading chutes to control dust and spillage or heavy-duty primary and secondary cleaners to minimize carryback. By using hazard identification and risk-assessment methods early in the design process, engineers can create the safest, most efficient system for space, budget, and application.

ECONOMIC ANALYSIS OF PREVENTION THROUGH DESIGN (PTD)

Another way of saying “eliminate by design” is PtD (Prevention through Design), the term used by The National Institute of Occupational Safety and Health (NIOSH). As a department of the U.S. Centers for Disease Control (CDC), the organisation spearheaded the PtD initiative. [3] In its report, the Institute points out that, while the underlying causes vary, studies of workplace accidents implicate “system design” in 37 per cent of job-related fatalities.

Cost is most often the main inhibitor to PtD, which is why it’s best to implement safer designs in the planning and initial construction stages, rather than retrofitting the system later. The added engineering cost of PtD is often less than an additional 10 per cent of engineering but has enormous benefits in improved safety and increased productivity.

The cost of PtD initiatives after initial construction can be three to five times as much as when the improvement is incorporated in the design stage.

Risk Assessment Matrix				
Probability / Severity	Catastrophic (1)	Critical (2)	Marginal (3)	Negligible (4)
Frequent (A)	High	High	Serious	Medium
Probable (B)	High	High	Serious	Medium
Occasional (C)	High	Serious	Medium	Low
Remote (D)	Serious	Medium	Medium	Low
Improbable (E)	Medium	Medium	Medium	Low
Eliminated (F)	Eliminated			

Copyright: Martin Engineering

Risk assessment applied to design helps create a safer conveyor system.

The biggest cause of expensive retroactive improvements is cutting corners initially by seeking the lowest-bid contracts.

LOW-BID PROCESS AND LIFECYCLE COST

Although the policy is generally not explicitly stated by companies, the low-bid process is usually an implied rule that is baked into a company's culture. It encourages bidders to follow a belt conveyor design methodology that is based on getting the maximum load on the conveyor belt and the minimum compliance with regulations using the lowest price materials, components, and manufacturing processes available.

But when companies buy on price, the benefits are often short-lived, and costs increase over time, eventually resulting in losses. In contrast, when purchases are made based on lowest long-term cost (lifecycle cost), benefits usually continue to accrue and costs are lower, resulting in net savings over time.”[4]

THE ART: DESIGN HIERARCHY

Rather than meeting minimum compliance standards, the conveyor system should exceed all code, safety, and regulatory requirements using global best practices. By designing the system to minimize risk and the escape and accumulation of fugitive material, the workplace is made safer and the equipment is easier to maintain.

Life cycle costing should play into all component decisions. Buying on lifecycle cost and anticipating the future use of problem-solving components in the basic configuration of the conveyor provides improved safety and access, without increasing the structural steel requirements or significantly increasing the overall price. It also raises the possibility for easier system upgrades in the future.

BEST PRACTICES: THE “EVOLVED BASIC CONVEYOR”

Using the hierarchy of controls along with the design hierarchy, engineers will be able to construct an “evolved basic conveyor” that meets the needs of modern production and safety demands. Built competitively with a few modifications in critical areas, an evolved basic conveyor is a standard bulk material handling conveyor designed to allow easy retrofitting of new components that improve operation and safety, solving or preventing common maintenance problems.

Installing or providing maintenance-minded solutions in the loading zone can greatly improve safety and reduce man-hours and downtime. These components include slide-in/slide-out idlers, impact cradles and support cradles. On larger conveyors, maintenance aids such as overhead monorails or jib cranes assist in the movement and replacement of components. Also, designers should ensure adequate access to utilities—typically electricity and/or

compressed air—to facilitate maintenance and performance. Next-generation conveyor designs may even feature a specially-engineered idler capped with an independent power generator that uses the conveyor’s movement to generate power for a wide array of autonomous equipment.

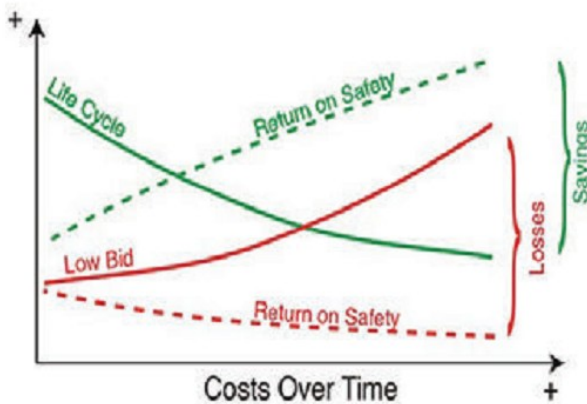
Dust, spillage, and belt tracking are top concerns for many safety professionals. Field tests have shown that enlarged skirtboards and engineered settling zones promote dust settling, and reduce fugitive material. Curved loading and discharge chutes control the cargo transfer for centered placement and reduced turbulence. As the load is centered on the belt, guides ensure even travel through the takeup to promote consistent belt tracking.

Any transfer point is prone to buildup and clogging under the right conditions, be it ambient humidity, material wetness, volume or surface grade. Flow aids such as vibrators or air cannons on chutes can sustain the material movement, improve equipment life and reduced the safety hazards associated with manually clearing clogs.

CONCLUSION

Engineering safer conveyors is a long-term strategy. Although design absorbs less than 10 percent of the total budget of a project, additional upfront engineering and applying a life cycle-cost methodology to the selection and purchase of conveyor components proves beneficial.

By encouraging the use of the hierarchy of controls at the planning stage, along with the design hierarchy at the design stage, the system will likely meet the demands of modern production and safety regulations, with a longer operational life, fewer stoppages, and a lower cost of operation



Copyright: Martin Engineering
The return on better design and quality is realized over the extended life and safety of the system.

Red, Amber, and Green List for Designing Better Belt Conveyors	
RED LIST	Procedures, techniques, products, and processes to be prohibited in the Specification and Design stages of a conveyor project.
	Prevent loading on the transition of the belt.
	Prevent transition of more than 1/3 trough.
	Prevent loading against the direction of the receiving belt.
	Prevent loading conveyor to 100% of CEMA standard cross section capacity.
	Prevent control and sequencing that allows conveyor(s) to run empty longer than necessary.
	Prevent belt identification stamps in top cover.
	Prevent installing equipment in elevated locations without provision of safe access or tie-offs.
	Prevent Component Selection Based on 'Or Equal' Specifications or 'Price Only' Bidding.
AMBER LIST	Procedures, techniques, products, and processes to be eliminated or reduced as much as reasonably possible. Only allowed with a change in the specification and notice to project owner/manager explaining potential issues and ability to address them in the future.
	Avoid reversing conveyors.
	Avoid multiple load points on a single conveyor.
	Avoid designs created with the intention to increase capacity in the future by increasing conveyor speed; design the system to accommodate future needs
	Avoid combined vehicle and personnel travelways or uncontrolled exits from buildings into traffic patterns.
	Avoid a site layout that does not allow for safe and efficient delivery, storage, lifting of major components such as pulleys, drives, and belting.
GREEN LIST	Procedures, techniques, products, and processes to be encouraged in specification and design stages of a conveyor project.
	Consider ergonomics in the design and access of frequently cleaned or maintained equipment.
	Consider use of pulleys with diameters larger than minimum required for the specified belting.
	Consider access and clearances according to CEMA recommendations.
	Consider the use of design to reduce exposure to hazards.

Copyright: Martin Engineering
Rather than meeting minimum compliance standards, conveyor systems should exceed code, safety and regulatory requirements.

REFERENCES

1. Conveyor Accident Database, OSHA, US Dept. of Labor. Washington, DC. 2018. https://www.osha.gov/pls/imis/AccidentSearch.search?acc_keyword=%22Conveyor%20Belt%22&keyword_list=on
2. "Foundations for Conveyor Safety". Ch. 31, pgs. 404-440. Martin Engineering. Worzalla Publishing Company, Stevens Point, Wisconsin. 2016. <https://www.martin-eng.com/content/product/690/safety-book>
3. Howard, John, M.D. "Prevention through Design: Plan for the National Initiative". National Institute of Occupational Safety and Health (NIOSH), U.S. Centers for Disease Control (CDC), Department Of Health And Human Services. Washington, DC. 2010. <https://www.cdc.gov/niosh/docs/2011-121/pdfs/2011-121.pdf>
4. Swinderman, R. Todd. "The Economics of Workplace Safety: Putting a price on material handling mishaps." Coal Age. Vol. 123, No. 3, pg. 28-31. April, 2018. <https://www.coalage.com/features/the-economics-of-workplace-safety/>

Courtesy: Martin Engineering