S50147–T

ITEM	QTY	DESCRIPTION	PART NUMBER
1	1	SKIRTBOARD LINER WITH T–BOLT KIT	CDWIUSXXSXXXXTK

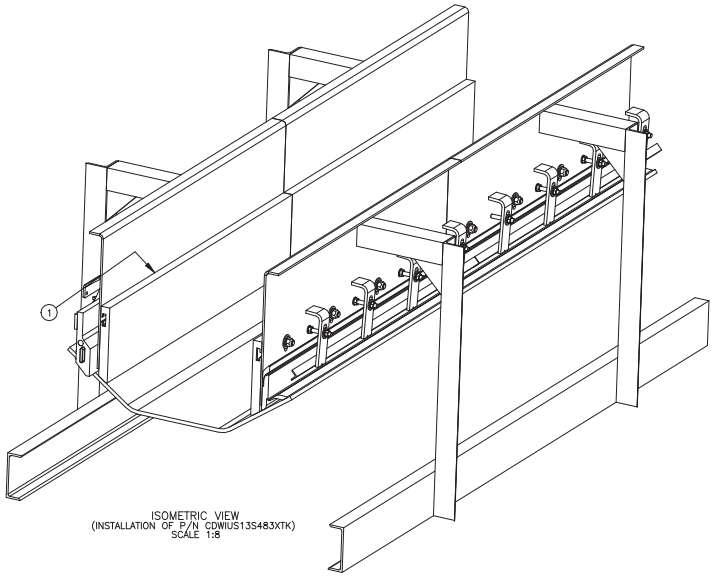

ISOMETRIC VIEW
(INSTALLATION OF P/N CDWIUS13S483XTK)
SCALE 1:8

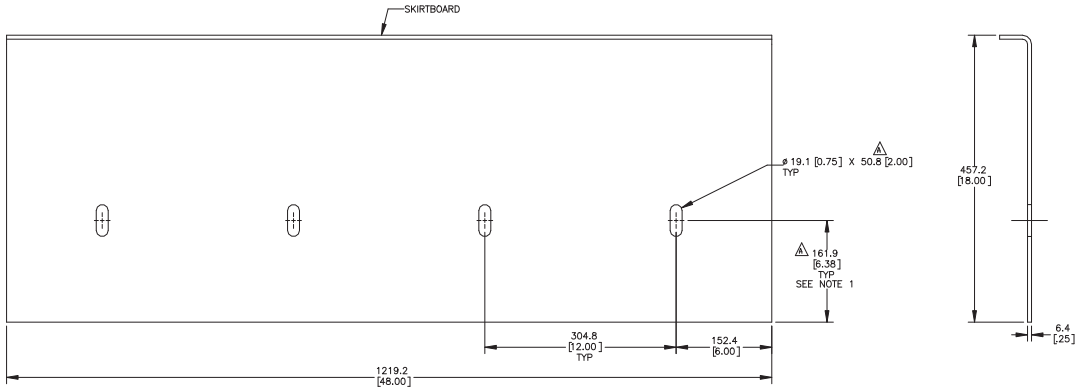

SKIRTBOARD EXAMPLE
SCALE 1:4

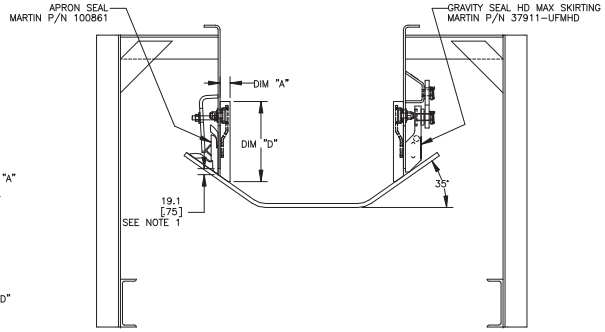

INSTALLATION OF P/N CDWIUS13S483XTK

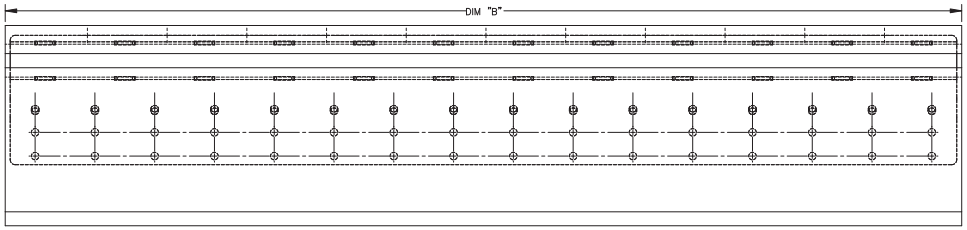

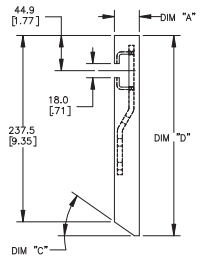

SKIRTBOARD LINER WTIH T–BOLT SLOT
MARTIN P/N CDWIUSXXSXXXXT
(20°, 35° & 45°)
SCALE 5:16

PART NUMBER	DIM "A"	DIM "B"	DIM "C"	DIM "D"
CDWIUS13S482XTK	31.8 [1.25]	1219.2 [48.00]	20°	246.7 [9.71]
CDWIUS13S483XTK	31.8 [1.25]	1219.2 [48.00]	35°	255.3 [10.05]
CDWIUS13S484XTK	31.8 [1.25]	1219.2 [48.00]	45°	262.9 [10.35]
CDWIUS13S48FXTK	31.8 [1.25]	1219.2 [48.00]	0°	N/A
CDWIUS20S242XTK	50.8 [2.00]	609.6 [24.00]	20°	253.7 [9.99]
CDWIUS20S243XTK	50.8 [2.00]	609.6 [24.00]	35°	268.6 [10.58]
CDWIUS20S244XTK	50.8 [2.00]	609.6 [24.00]	45°	281.9 [11.10]
CDWIUS20S24FXTK	50.8 [2.00]	609.6 [24.00]	0°	N/A
CDWIUS20S362XTK	50.8 [2.00]	914.4 [36.00]	20°	253.7 [9.99]
CDWIUS20S363XTK	50.8 [2.00]	914.4 [36.00]	35°	268.6 [10.58]
CDWIUS20S364XTK	50.8 [2.00]	914.4 [36.00]	45°	281.9 [11.10]
CDWIUS20S36FXTK	50.8 [2.00]	914.4 [36.00]	0°	N/A

* THE "X" IN PART NUMBER INDICATES SKIRTBOARD LINER COLOR:
O = ORANGE (GENERAL CONDITIONS)
B = BROWN (CORROSIVE OR HIGH MOISTURE)
G = GREEN (HIGH TEMPERATURE)

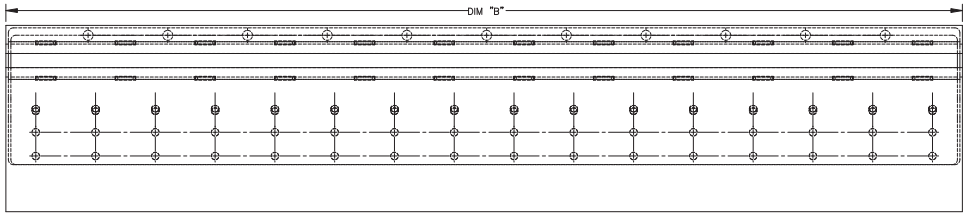

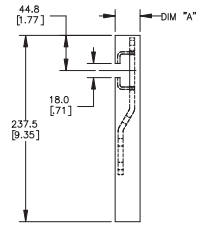

SKIRTBOARD LINER WTIH T–BOLT SLOT
MARTIN P/N CDWIUSXXSXXFXT
(0°)
SCALE 5:16

NOTES:
1) MARTIN ENGINEERING RECOMMENDS CHUTEWALL TO BE SET AT 19.1 [.75] OFF OF BELT SURFACE. LOCATION OF SLOT CENTERLINE IS DEPENDENT ON CHUTEWALL LOCATION ABOVE BELT.
2) WHEN BUTTING ENDS OF SKIRTBOARD LINERS TOGETHER, IT IS IMPORTANT THAT THE BOTTOM EDGES ARE FLUSH.
3) SKIRTBOARD LINERS ARE USED TO PREVENT THE MAIN LOAD FROM CONTACTING THE SKIRTING.
4) START WITH BOTTOM EDGE OF SKIRTBOARD LINER 9.5 [.38] OFF THE BELT SURFACE TAPERING TO 19.1 [.75] AT THE EXIT OF LOAD ZONE.
5) EACH SECTION OF SKIRTBOARD LINER INCLUDES ENOUGH 5/8 HARDWARE TO ATTACH AT 304.8[12.00] INTERVALS TO SKIRTBOARD.

REV	DESCRIPTION	ECN	DATE	BY
A	CHG'D DIM 165.1 TO 161.9, SLOT DIM 57.2 TO 50.8; CHG'D NOTE 5 TO "CHUTEWALL TO BE SET AT 19.1[.75] OFF OF BELT SURFACE..."	16874	04/24/26	JRB

MATERIAL: –
FINISH: –
WEIGHT: –

UNLESS OTHERWISE SPECIFIED
DIMENSIONS ARE IN MM [INCH]
DIMENSIONS FOR REFERENCE ONLY
TOLERANCES IN MM [INCH]: .X = ±. .XX = ±. .XXX = ±.
SURFACE FINISH:
ANGULAR: ±1
DRAFT ANGLE: –

SOLIDWORKS

© Copyright 2025 Martin Engineering. All rights reserved. Covered by U.S. and foreign patents pending and issued. © and TM indicate trademarks of Martin Engineering.

MARTIN ENGINEERING
NEPONSET, IL USA

TITLE
SKIRTBOARD LINER WITH T–BOLT INSTALLATION

DRAWN JAH DATE 12/09/25
CHECKED
ENG. DATE 12/20/25
I.E. DATE 12/20/25
APPROVED DATE 01/26/26
SCALE 1:8

DRAWING NUMBER
PR14847
S50147–T

This drawing is the confidential information of Martin Engineering Company and cannot be shared with any third party without Martin Engineering Company's express prior written consent.