

Skirting System Selection Guide

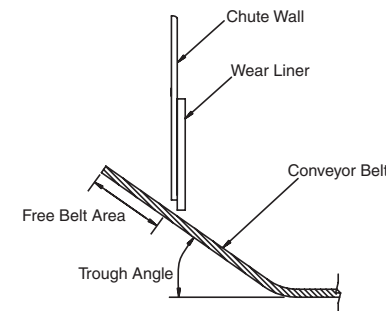
Skirting Type	P/N	Material	Durometer Shore A	Max. Order Length **	Max. Belt Speed ***	Temp. Range
SKIRTING SYSTEMS						
Martin® ApronSeal™ Single Skirting	100724	EPDM Rubber	70	500'	600	-20° to 250°F (-29° to 121°C)
Martin® ApronSeal™ Single Skirting	100724-0660	EPDM Rubber	60	300'	600	-20° to 250°F (-29° to 121°C)
Martin® ApronSeal™ Single Skirting - High Temp*	100724-XXH	High-Temp Rubber	70	12' & 24'	700	-70° to 400°F (-57° to 204°C)
Martin® ApronSeal™ Single Skirting - Food Grade*	100724-XXF	Food-Grade Rubber	65	12' & 24'	600	-70° to 275°F (-57° to 135°C)
Martin® ApronSeal™ Single Skirting HD	100723	EPDM Rubber	70	500'	750	-20° to 250°F (-29° to 121°C)
Martin® ApronSeal™ Single Skirting HD	100808	EPDM Rubber	70	300'	750	-20° to 250°F (-29° to 121°C)
Martin® ApronSeal™ Single Skirting HD	100808-60	EPDM Rubber	60	300'	750	-20° to 250°F (-29° to 121°C)
Martin® ApronSeal™ Single Skirting XHD	100845	EPDM Rubber	60	200'	750	-20° to 250°F (-29° to 121°C)
Martin® ApronSeal™ Double Skirting	100873	EPDM Rubber	70	500'	600	-20° to 250°F (-29° to 121°C)
Martin® ApronSeal™ Double Skirting HD	100861	EPDM Rubber	70	400'	750	-20° to 250°F (-29° to 121°C)
Martin® Self Adjusting Skirting	37911-R	EPDM Rubber	70	100'	600	-20° to 250°F (-29° to 121°C)
REPLACEMENT RUBBER						
Rubber Secondary*	100746	SBR Rubber	75	100'	600	-20° to 250°F (-29° to 121°C)
DCI Replacement*	100736	SBR Rubber	75	300'	600	-20° to 250°F (-29° to 121°C)
ARGONICS SNAP-LOC™ Dust Seal Replacement*	100792	SBR Rubber	60	100'	600	-20° to 250°F (-29° to 121°C)

Notes: Part Numbers with XX: Replace "XX" with 12 or 24 for skirt length. * Skirting System Not Shown. ** Order by 1-foot increments up to 300-foot lengths, except those noted 12 and 24 foot only. *** If your belt speed exceeds what is listed above, please contact Martin Engineering.

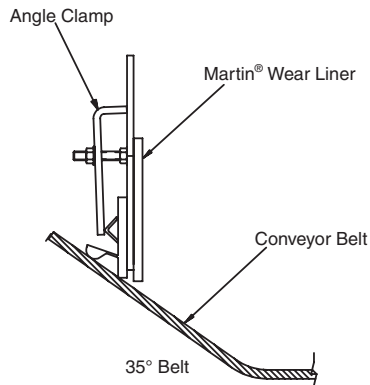
Free Belt Area: Space between the outside chute wall and the edge of the conveyor belt. Information given assumes there is no belt wander.

Trough Angle: The angle at which the belt edges are elevated to carry the material load.

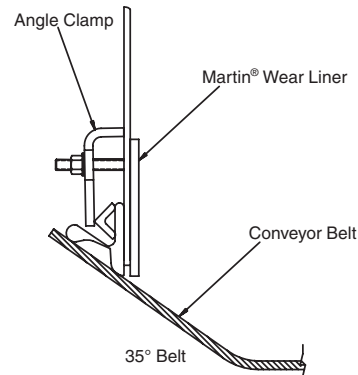
Wear Liner: Martin Engineering recommends the use of properly installed wear liner inside the chute to protect the skirtboard sealing system.



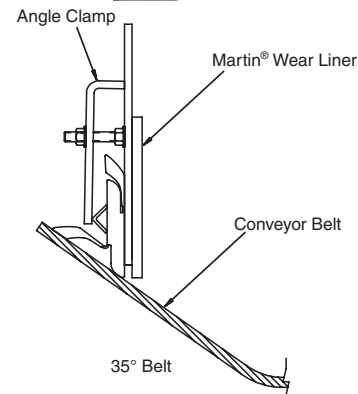
**Martin® ApronSeal™
Single Skirting**



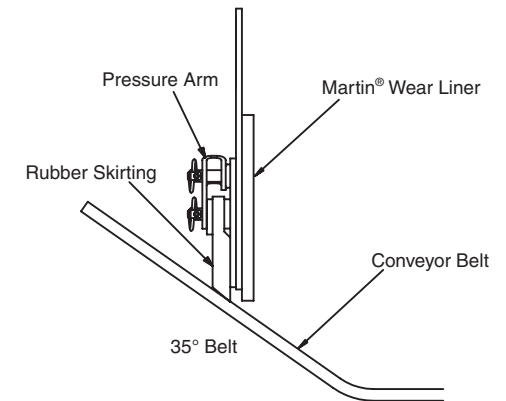

**Martin® ApronSeal™
Single Skirting HD**



**Martin® ApronSeal™
Double Skirting**



**Martin® Self-Adjusting
Skirting**



MINIMUM FREE BELT AREA—IN. (MM)

Trough Angle	Martin® ApronSeal™ Skirting					Martin® Self-Adjusting Skirting
	Single Skirting	Single Skirting HD	Single Skirting XHD	Double Skirting	Double Skirting HD	
0°	2.14 (54)	2.97 (76)	3.50 (89)	2.14 (54)	2.97 (76)	1.50 (38)
20°	2.58 (66)	3.74 (95)	4.25 (108)	2.58 (66)	3.74 (95)	1.50 (38)
35°	2.87 (73)	4.18 (106)	4.75 (121)	2.87 (73)	4.18 (106)	1.50 (38)
45°	3.01 (77)	4.38 (111)	5.00 (127)	3.01 (77)	4.38 (111)	1.50 (38)



Martin Engineering Australia Pty Ltd.
20 Ern Harley Dr - Burleigh Heads, QLD, 4220 - Australia
1300 627 364
www.martin-eng.com.au



Problem Solved™ GUARANTEED!

Form No. L3636-05/20
© Martin Engineering Company 2010, 2020