

Martin® Tracker™ Reversing



Lower Unit for Reversing Conveyors

The [Martin® Tracker™ Reversing](#) provides immediate, continuous, precision adjustment of hard-to-track reversing conveyors. It effectively centers the belt regardless of the direction of travel.

The Martin® Tracker™ Reversing features sensing rollers and lever arms on both ends of the unit. It employs a stainless steel lamella or paddle wheel to sense the direction of belt travel and activate the sensing rollers on the proper end of the unit.

The Martin® Tracker™ Reversing is available in Lower Units for installation on the return side of the belt and Upper Units for use on the conveyor's carrying side.

NOTES

Martin® Tracker™ Reversing is available with an air operated cylinder, in place of the paddle wheel, to activate the sensing rollers on the proper end of the unit when belt direction changes.

Martin® Tracker™ Reversing works best with a rubber or rubber-covered steering roll.

Due to conveyor-to-conveyor differences, the steering roll is not included as standard equipment. The design of the Martin® Tracker™ Reversing incorporates a universal idler mounting arrangement.

For more information, contact your Martin Engineering Representative.

INSTALLATION GUIDELINES

To keep the belt centered in a reversing conveyor's loading zones, Martin Engineering recommends the installation of one Martin® Tracker™ Reversing at the entry and at the exit of each loading point on the conveyor.

Additional units may be required to keep the belt tracking perfectly.

ORDER INFORMATION

Belt Width in. (mm)	Upper Unit P/N	Shipping Weight lb (kg)	Lower Unit P/N	Shipping Weight lb (kg)
24 to 36 (600-950)	34695-U1R	200 (91)	34694-L1RX*	250 (113)
42 to 54 (1000-1400)	34695-U2R	230 (117)	34694-L2RX*	280 (127)
60 to 72 (1450-1800)	34695-U3R	290 (132)	34694-L3RX*	620 (281)
84 (2000-2200)	34695-U4R	610 (277)	34694-L4RX*	690 (313)

*indicates reversing mechanism type: (blank) standard or (A) air operated cylinder.

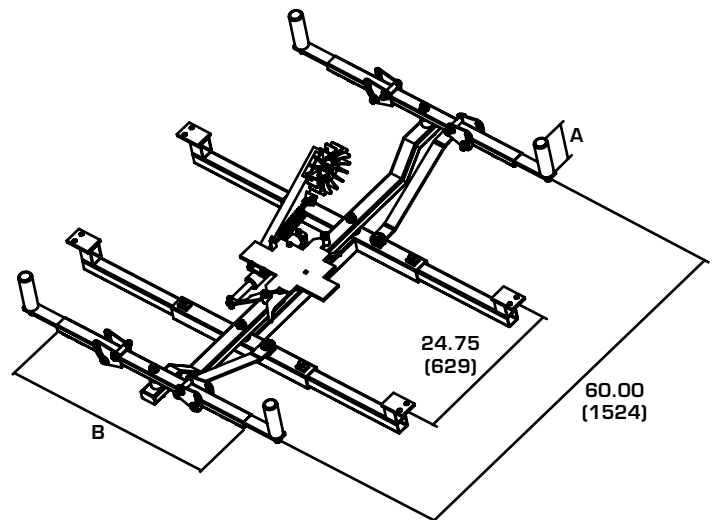
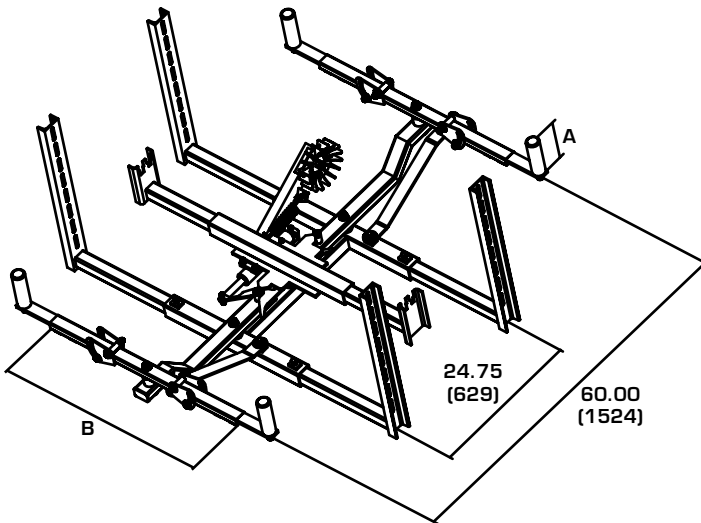
TECHNICAL DATA SHEET

DIMENSIONS -- in. (mm)

Upper Unit P/N	Lower Unit P/N	A		B	
34695-U1R	34694-L1RX	6.31	(160.0)	25.59	(650.0)
34695-U2R	34694-L2RX	6.31	(160.0)	25.59	(650.0)
34695-U3R	34694-L3RX	9.00	(229.0)	47.25	(1200.0)
34695-U4R	34694-L4RX	9.00	(229.0)	47.25	(1200.0)

Lower Unit

Upper Unit




AIR CYLINDER RETROFIT KIT

Replace the paddle wheel sensing mechanism on the Martin® Tracker™ Reversing with an air operated cylinder to activate the sensing rollers on the proper end of the unit when belt direction changes.

Retrofit Kit P/N	Fits Lower Unit P/N
35661-00A-XXX*	34694-L1R
	34694-L2R
35661-01A-XXX*	34694-L3R
	34694-L4R

*XXX indicates solenoid control panel voltage:
120 VAC (120) or 24 VDC (24).



Martin Engineering Australia Pty Ltd.
20 Ern Harley Dr - Burleigh Heads, QLD, 4220 - Australia
1300 627 364
www.martin-eng.com.au



Problem Solved™ GUARANTEED!

Form No. L3447-06/14
© Martin Engineering Company 1998, 2014