


Martin® H1 Primary Belt Cleaner HD



Martin® H1 Primary Belt Cleaner HD is a robust, durable, and highly effective conveyor belt cleaning system. Built with precision cast stainless steel components and abrasion resistant tungsten carbide tips, it offers one of the most cost efficient cleaning solutions in the industry.

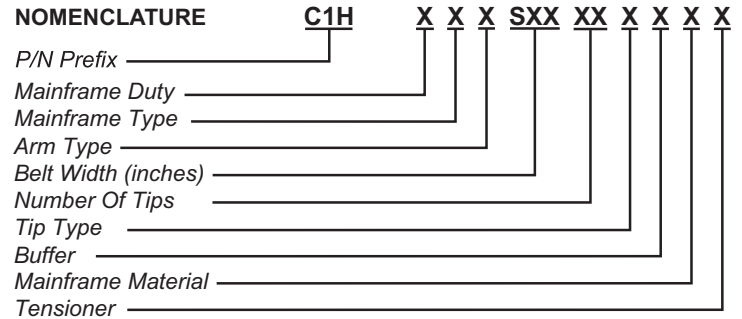
Designed to efficiently remove carryback, it is suitable for most material types, with tungsten carbide tips delivering exceptional performance, particularly when cleaning abrasive materials or operating on high speed conveyor belts.

However, tungsten carbide tips are not recommended for conveyor belts equipped with mechanical fasteners or belts with significant top cover damage.

CLEANER SPECIFICATIONS

Cleaner Type		Belt Width - mm (in.)
C1HXXSXXXXXXXXXX		450-2550 (18-102)
Maximum Belt Speed - m/sec (fpm)		Replacement Tip P/N
Tip Description	Vulcanized Splice	
10X3	7.5 (1500)	B13-C10-005
15X5	7.5 (1500)	B13-C10-006
Buffer Description	Replacement Buffer Numbers	
55A STD SS	B13-C10-008	
70A HD SS	B13-C10-001	

NOMENCLATURE



MAINFRAME DUTY
H : Heavy Duty (73mm)

TIP TYPE
1 : 10X3
2 : 15X5

MAINFRAME TYPE
1 : 1-Piece

BUFFER
5 : 55A SS
7 : 70A SS

ARM TYPE
1 : SS
2 : S
3 : M
4 : L
5 : LL

MAINFRAME MATERIAL
P : Painted Steel
E : Extended Painted Steel *
F : 304 SS
Z : 304 SS Extended *

BELT WIDTH
SXX : SXX indicates belt width in inches (18 thru 102)

TENSIONER
B : Bolt
C : Compression Spring
S : Spring
N : None

NUMBER OF TIPS
XX : XX indicates number of tips

* Extended mainframe is 305 mm (12 in.) longer than standard mainframes.

FREQUENTLY ASKED QUESTIONS

My Primary cleaner keeps flipping through.
The mounting location may be too far away from the belt. Relocate to the proper dimension. Replace the mainframe or end weldments if they are bent.

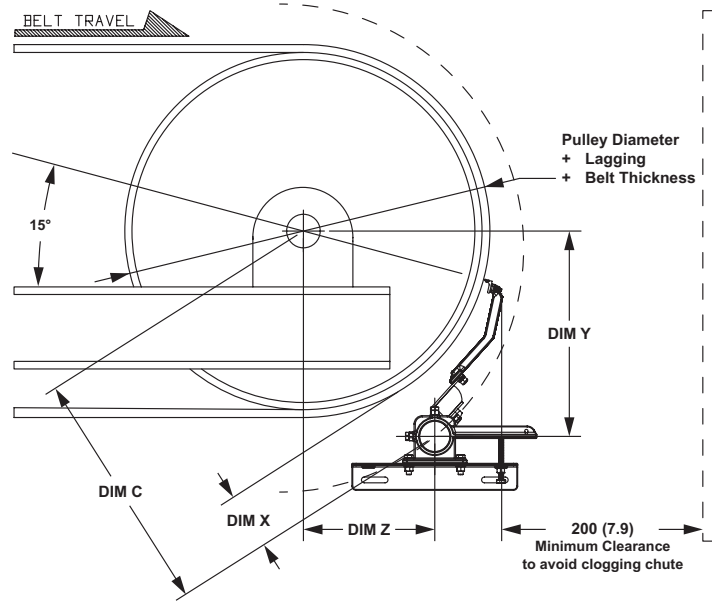
My Primary cleaner wears more in the center of the tip edge.
The tip edge is too wide for this application. Replace with a shorter length tip ensuring it conforms to belt.

HEAD PULLEY SPECIFICATIONS

Arm Type	Head Pulley Diameter - mm (in.)	Part Number
Suspension Arm SS	250-500 (10-20)	B13-C10-023
Suspension Arm S	500-800 (20-31)	B13-C10-024
Suspension Arm M	800-1000 (31-39)	B13-C10-025
Suspension Arm L	1000-1200 (39-47)	B13-C10-026
Suspension Arm LL	1200-1700 (47-67)	B13-C10-027

TECHNICAL DATA SHEET

MOUNTING LOCATION - mm (in.)



Arm Size	Pulley Dia + Lagging + Belt Thickness - mm (in.)	73mm Pole			
		Dim "X" - mm (in.)	Dim "Y" - mm (in.)	Dim "Z" - mm (in.)	Dim "C" - mm (in.)
SS	250 (9.8)	185 (7.3)	308 (12.1)	31 (1.2)	310 (12.2)
	300 (11.8)	170 (6.7)	315 (12.4)	55 (2.2)	320 (12.6)
	350 (13.8)	156 (6.1)	321 (12.6)	79 (3.1)	331 (13.0)
	400 (15.7)	144 (5.7)	328 (12.9)	103 (4.1)	344 (13.5)
	450 (17.7)	132 (5.2)	334 (13.1)	127 (5.0)	357 (14.1)
	500 (19.7)	123 (4.8)	341 (13.4)	151 (5.9)	373 (14.7)
S	500 (19.7)	167 (6.6)	396 (15.6)	129 (5.1)	417 (16.4)
	600 (23.6)	146 (5.7)	409 (16.1)	177 (7.0)	446 (17.5)
	700 (27.6)	127 (5.0)	421 (16.6)	225 (8.9)	477 (18.8)
	800 (31.5)	113 (4.4)	434 (17.1)	273 (10.7)	513 (20.2)
M	700 (27.6)	162 (6.4)	467 (18.4)	210 (8.3)	512 (20.2)
	800 (31.5)	145 (5.7)	480 (18.9)	258 (10.2)	545 (21.5)
	900 (35.4)	130 (5.1)	493 (19.4)	306 (12.0)	580 (22.8)
	1000 (39.4)	118 (4.6)	506 (19.9)	355 (14.0)	618 (24.3)
L	1000 (39.4)	124 (4.9)	529 (20.8)	350 (13.8)	624 (24.5)
	1100 (43.3)	111 (4.4)	542 (21.3)	378 (14.9)	661 (26.0)
	1200 (47.2)	100 (3.9)	555 (21.9)	427 (16.8)	700 (27.6)
LL	1200 (47.2)	189 (7.4)	669 (26.3)	418 (16.5)	789 (31.1)
	1300 (51.2)	176 (6.9)	682 (26.9)	466 (18.3)	826 (32.5)
	1400 (55.1)	164 (6.5)	695 (27.4)	514 (20.2)	864 (34.0)
	1500 (59.1)	154 (6.1)	708 (27.9)	562 (22.1)	904 (35.6)
	1600 (63.0)	145 (5.7)	721 (28.4)	611 (24.1)	945 (37.2)
	1700 (66.9)	136 (5.4)	734 (28.9)	659 (25.9)	986 (38.8)

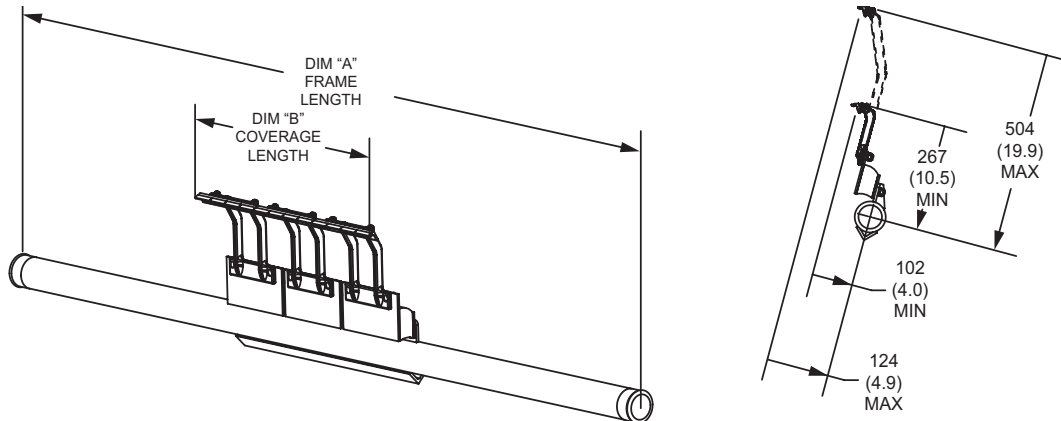
TECHNICAL DATA SHEET

DIMENSIONS - mm (in.)

Belt Width** - mm (in.)	Number of Tips #	Mainframe Length (A) - mm (in.)	Extended Mainframe* Length (A) - mm (in.)	Coverage Length (B) - mm (in.)
450 (18)	1	1676 (66)	1981 (78)	200 (7.9)
	2			400 (15.7)
600 (24)	2	1829 (72)	2134 (84)	400 (15.7)
	3			600 (23.6)
750 (30)	3	1981 (78)	2286 (90)	600 (23.6)
	4			800 (31.5)
900 (36)	3	2134 (84)	2438 (96)	600 (23.6)
	4			800 (31.5)
1050 (42)	4	2286 (90)	2591 (102)	800 (31.5)
	5			1000 (39.4)
1200 (48)	5	2438 (96)	2743 (108)	1000 (39.4)
	6			1200 (47.2)
1350 (54)	5	2591 (102)	2896 (114)	1000 (39.4)
	6			1200 (47.2)
1500 (60)	6	2743 (108)	3048 (120)	1200 (47.2)
	7			1400 (55.1)
1650 (66)	7	2896 (114)	3200 (126)	1400 (55.1)
	8			1600 (63.0)
1800 (72)	8	3048 (120)	3353 (132)	1600 (63.0)
	9			1800 (70.9)
1950 (78)	8	3200 (126)	3505 (138)	1600 (63.0)
	9			1800 (70.9)
2100 (84)	9	3353 (132)	3658 (144)	1800 (70.9)
	10			2000 (78.7)
2250 (90)	10	3505 (138)	3810 (150)	2000 (78.7)
	11			2200 (86.6)
2400 (96)	11	3658 (144)	3962 (156)	2200 (86.6)
	12			2400 (94.5)
2550 (102)	12	3810 (150)	4115 (162)	2400 (94.5)
	13			2600 (102.4)

* Extended mainframe is 305 mm (12 in.) longer than standard mainframe.

** Metric belt widths are given as standard industry belt sizes rather than conversions.



Martin Engineering AUS
 102 Christensen Road South
 Stapylton, QLD 4207 AUS
 1300 627 364
 salesau@martin-eng.com
 www.martin-eng.com.au