

Martin® QC1+™ Cleaner HD One-Piece Mainframe



The **Martin® QC1+™ Cleaner HD** introduces the next generation of belt cleaning technology.

The economically efficient system consisting of pre-cleaner and tensioner combines efficient cleaning with a long wear life and minimum maintenance effort.

FEATURES & BENEFITS

- Same ease of installation as original Martin® QC1™ Cleaners, maintaining standard installation and service costs.
- Utilizes Martin's highly effective, patented CARP profile, ensuring the highest level of cleaning performance expected from a Martin® Belt Cleaner.

SPECIFICATIONS


Belt Widths (mm)	Pulley Diameter* (mm)	Maximum Belt Speed (m/sec.)	Operating Temperature** (°C)	Reversing operation***
500 - 2400	300 - 600	4,6	-40 - +150	Yes

*Pulley diameter greater than 600 mm: contact your Martin Engineering representative.

**Depending on polyurethane type

***Reversing operation is possible but has no cleaning effect.

NOMENCLATURE C1QCH1 XXX XX X X X X



BELT WIDTH

XXX: indicates belt width in cm (050 - 240)

CLEANING WIDTH*

- 10:** Belt width - 10 cm
- 20:** Belt width - 20 cm
- 30:** Belt width - 30 cm
- 40:** Belt width - 40 cm
- 50:** Belt width - 50 cm
- 60:** Belt width - 60 cm

URETHANE COLOR

- 0:** No Blade
- B:** Brown
- G:** Green
- O:** Orange

BLADE TYPE

- 0:** No Blade/Segmented
- 1:** Solid

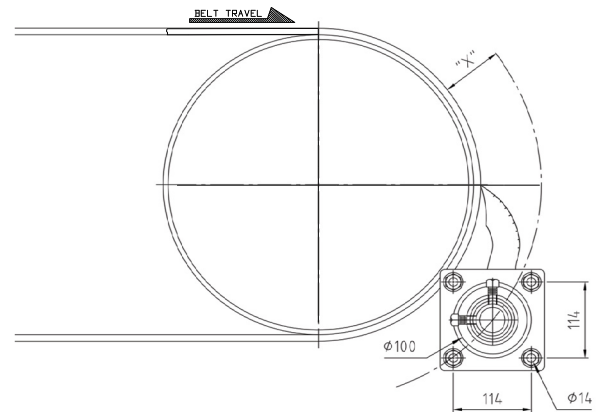
MAINFRAME

- A:** Stainless Steel
- B:** Extended Stainless steel
- E:** Extended Painted Steel
- P:** Painted Steel

TENSIONER

- T:** Martin® Twist Tensioner (P/N 38850)
- S:** Martin® Spring Tensioner (P/N 38180)
- P:** Martin® Spring Tensioner Stainless Steel (P/N 38180-SS)
- 0:** No tensioner

MOUNTING LOCATION



Pulley Diameter* (mm)	Mounting Location X (mm)
300-375	114
376-475	102
476-600	89

*(Including pulley lining and conveyor belt)

Use segmented blade on crowned head pulley.

* Available Cleaning Width (= Blade Width) Options are shown in the table on page 2 or drawing C1QCH1XXXXXXXXXX

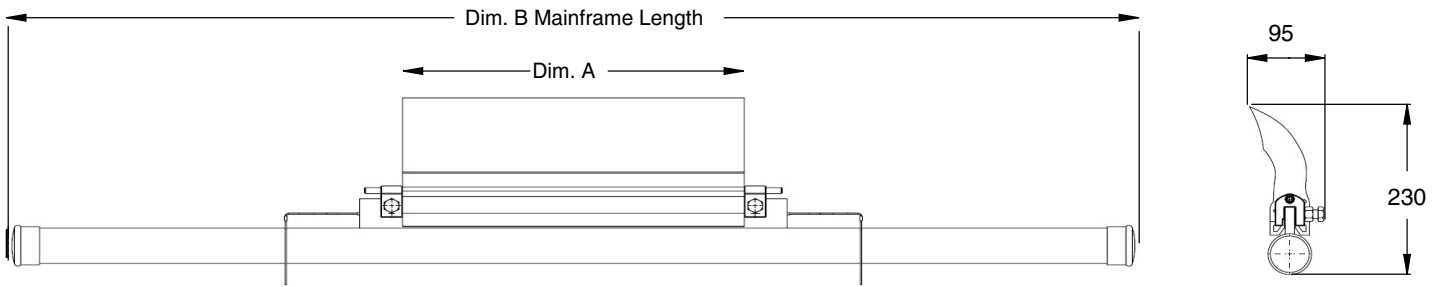
TECHNICAL DATA SHEET

DIMENSIONS

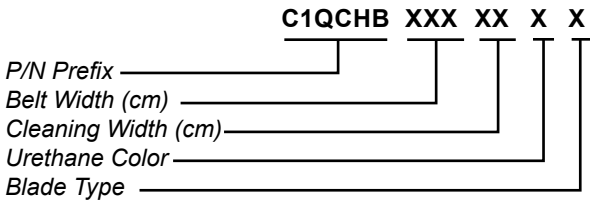
Belt Width (mm)	Cleaning Width: Belt width – xx cm	Cleaning Width (A) (mm)	Mainframe Length (B) Standard (mm)	Mainframe Length (B) Extended (mm)
500	10	400	1.300	1.700
	20	300		
600	10	500	1.400	1.800
	20	400		
650	10	550	1.450	1.850
	20	450		
750	10	650	1.550	1.950
	20	550		
800	10	700	1.600	2.000
	20	600		
900	20	700	1.700	2.100
	30	600		
1.000	20	800	1.800	2.200
	30	700		
1.050	20	850	1.850	2.250
	30	750		
1.200	20	1.000	2.000	2.400
	40	800		
1.350	20	1.150	2.150	2.550
	40	950		
1.400	20	1.200	2.200	2.600
	40	1.000		
1.500	20	1.300	2.300	2.700
	50	1.000		
1.600	20	1.400	2.400	2.800
	50	1.100		
1.650	20	1.450	2.450	2.850
	50	1.150		
1.800	20	1.600	2.600	3.000
	50	1.300		
2.000	20	1.800	2.800	3.200
	60	1.400		
2.100	20	1.900	2.900	3.300
	60	1.500		
2.200	20	2.000	3.000	3.400
	60	1.600		
2.400	20	2.200	3.200	3.600
	60	1.800		

TECHNICAL DATA SHEET

Note: Dimension A equals belt width minus XX cm.
Dual Tensioners are required for belt widths greater than 1400 mm.



REPLACEMENT BLADE NOMENCLATURE



BELT WIDTH
XXX: indicates belt width in cm (050 - 240)

BLADE TYPE
0: Segmented
1: Solid

BLADE WIDTH*
10: Belt width - 10 cm
20: Belt width - 20 cm
30: Belt width - 30 cm
40: Belt width - 40 cm
50: Belt width - 50 cm
60: Belt width - 60 cm

URETHANE COLOR
B: Brown
G: Green
O: Orange

RECOMMENDED TENSIONERS

Tensioner	P/N
Martin® Twist Tensioner	38850
Martin® HD Twist Dual Tensioner	38850-2

FREQUENTLY ASKED QUESTIONS

- My Pre-Cleaner keeps flipping through.
The mounting location may be too far away from the belt. Relocate to the proper dimension. Replace the mainframe if they are bent.
- My Pre-Cleaner is wearing more in the center of the blade.
The blade is too wide for this application. Replace with a shorter length blade.

*Available Blade Width (= Cleaning Width) Options are shown on page 2 or drawing C1QCH1XXXXXXXXXX



Martin Engineering Ltd
 The Tangent Hub, Unit 33,
 Weighbridge Rd, Shirebrook,
 Mansfield, NG20 8RX, UK
 Ph.: 0044 (0)115 946 4746
 info@martin-eng.co.uk | www.martin-eng.co.uk