

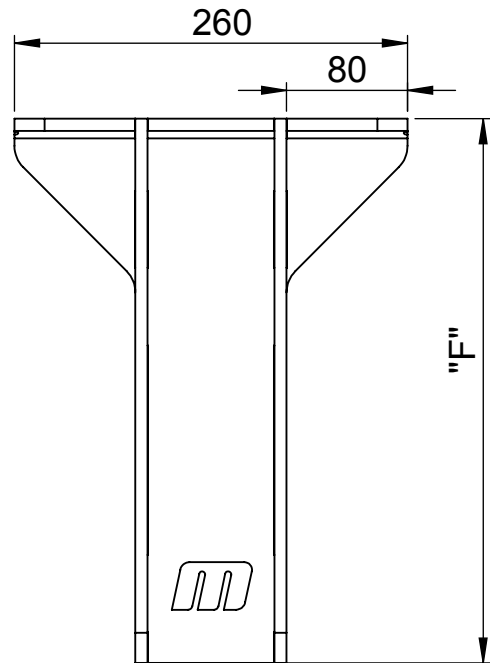
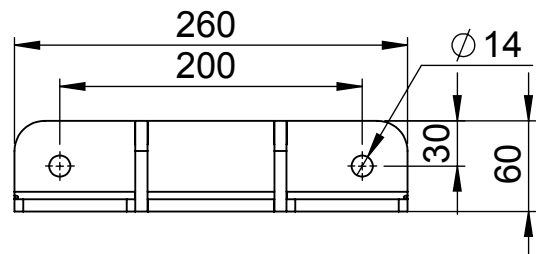
BELT WIDTH (mm)	QTY
	ITEM No.3 PIN LATCH BUFFER
450	4
600	6
750	7
900	9
1050	10
1200	12
1350	13
1500	15
1650	16
1800	18
2000	20
2100	21
2200	22
2400	24

NOTE: \* INDICATES SPARE PARTS

NOTE: ENSURE PIN LATCH IS INSTALLED  
IN THE CENTER OF BELT

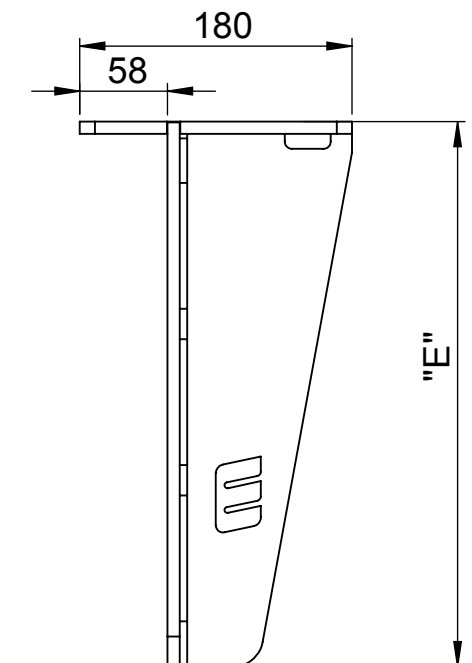
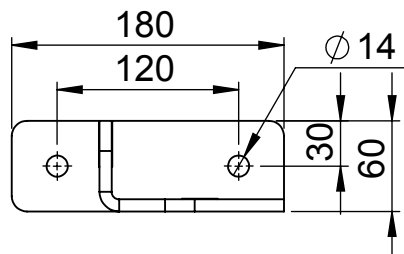
NOTE: XXXX INDICATES BELT WIDTH.  
e.g. 750mm BELT WILL BE 0750  
AND 1800mm WILL BE 1800

ITEM No.	QTY	COMPONENT DESCRIPTION		PART No.	REFERENCE
1	1	*SUPPORT PIPE	450-1200BW - 63x63 SQUARE TO 60 ROUND 1350-2400 BW - 63x63 SQUARE TO 76 ROUND	PLDL-PIP-EWEL-DXXXX	MAIN SUPPORT MEMBER
2	1 PAIR	*STOP BLOCK	PIN LATCH STOP BLOCK	BRK-PIN-LATC-H	BUFFER ENDS
3	AS REQ'D	*BUFFER	RUBBER BUFFER	BUFR-PIN-LATC-ARBS	PINLATCH BUFFER
4	2	*PIN LATCH CONNECTING ROD	PIN LATCH ROUND BAR 450-2400 BW	RBAR-PIN-LATC-HXXXX	STAINLESS STEEL ROD
5	1	*PIN LATCH CONNECTING ROD SAFETY CLIP	LINCHPIN SAFETY CLIP	CLIP-PI-SAFE-10MM	SAFETY PIN
6	2	*SUPPORT CLAMP	60 DIA CLAMP 450-1200 BW 76 DIA CLAMP 1350-2400 BW	CLMP/STD/0000/00060 CLMP/STD/0000/00076	60 DIA PIPE CLAMP 76 DIA PIPE CLAMP
7	1 PAIR	*BRACKET	STANDARD BRACKET 250mm	BRKT-STD-0000-00250	250mm L-BRACKET
			STANDARD BRACKET 350mm	BRKT-STD-0000-00350	350mm L-BRACKET
			STANDARD BRACKET 450mm	BRKT-STD-0000-00450	450mm L-BRACKET
			T BRACKET 350mm	BRKT-000-000T-00350	350mm T BRACKET
			T BRACKET 450mm	BRKT-000-000T-00450	450mm T BRACKET
			CHANNEL T BRACKET 350mm	BRKT-000-CHAN-T0350	350mm CHANNEL BRACKET
8	2	* TENSION ADJUSTMENT BRACKETS	CHANNEL T BRACKET 450mm	BRKT-000-CHAN-T0450	450mm CHANNEL BRACKET
			CHANNEL T BRACKET 600mm	BRKT-000-CHAN-T0600	600mm CHANNEL BRACKET
			ADJUSTING BRACKET	BRKT-000-0000-00ADJ	TENSIONER



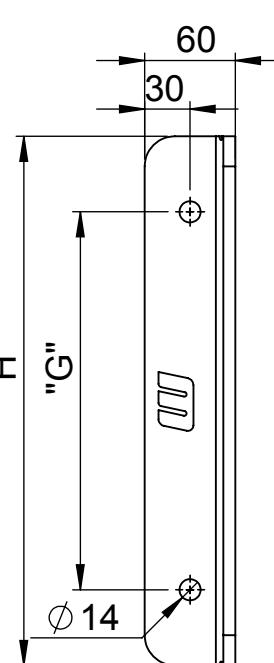
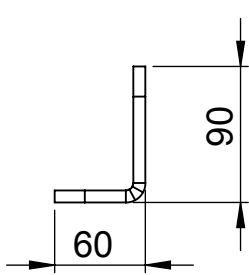
CHANNEL T BRACKET

	"F"
CHANNEL T BRACKET 350mm	350mm
CHANNEL T BRACKET 450mm	450mm
CHANNEL T BRACKET 600mm	600mm



T BRACKET

	"E"
T BRACKET 350mm	350mm
T BRACKET 450mm	450mm



STANDARD BRACKET

	"G"	"H"
STD BRACKET 250mm	150mm	250mm
STD BRACKET 350mm	250mm	350mm
STD BRACKET 450mm	350mm	450mm

2	REDESIGNED STOP BLOCKS & REDUCED CONNECTING ROD TO ONE	2017/02/07	O. KOTZE
1	SQUIRE TO ROUND, ENDS UPDATE, DOUBLE LUG (ECN00003)	2014-02-20	R. BEER
0	INITIAL RELEASE	2013-03-08	C. COETZER
REV.	DESCRIPTION	DATE	APPROVED
REVISIONS			

APPROVAL			
SIGN:	F. DE KLERK	SIGN:	S. ENSLIN
DATE:	2014-02-18	DATE:	2014-02-18
MARKETING DEPT		PRODUCTION DEPT	
SIGN:	C. GAKIS	SIGN:	
DATE:	2014-02-20	DATE:	
SALES DEPT		OTHER	

© COPYRIGHT MARTIN, A DIVISION OF MARTIN BULK HANDLING SOLUTIONS(PTY) LTD., T/A MARTIN ENGINEERING. ALL RIGHTS RESERVED COVERED BY U.S. AND FOREIGN PATENTS PENDING AND ISSUED. ® AND ™ INDICATE TRADEMARKS OF MARTIN ENGINEERING.

PROPERTY OF MARTIN

THE INFORMATION CONTAINED WITHIN THIS DRAWING FILE INVOLVES CONFIDENTIAL PROPRIETARY DESIGN RIGHTS OF MARTIN.

IT IS SUBMITTED FOR A SPECIFIED PURPOSE AND THE RECIPIENT, BY ACCEPTING THIS DOCUMENT AGREES:

- THAT THIS DOCUMENT WILL NOT BE COPIED OR REPRODUCED IN WHOLE OR IN PART, EXCEPT TO MEET THE PURPOSE FOR WHICH IT WAS DELIVERED, AND
- THAT ANY SPECIAL FEATURES PARTICULAR TO THIS DESIGN WILL NOT BE INCORPORATED IN OTHER PROJECTS AND/OR DESIGNS.
- THAT THIS IS NOT FOR PUBLIC DISTRIBUTION

WITBANK  
SOUTH AFRICA  
+ 27 13 656 5135  
www.martin-eng.co.za

DRAWN BY: FK  
DATE: 2014-02-03

CHK.: L. KRUGER  
DATE: 2014-2-12

TITLE  
MARTIN ENGINEERING  
WITBANK SOUTH AFRICA  
PIN LATCH 450-2400 BW  
INSTALLATION DRAWING

ENG.: R BEER  
DATE: 2014-02-20

PM.: D.J. BOTHA  
DATE: 2014-2-11

DRAWING NUMBER  
SHEET 1 OF 1

PINLATCH 450-2400 BW REV2

REV:2

SCALE: NTS