

Martin® Tornado air cannon



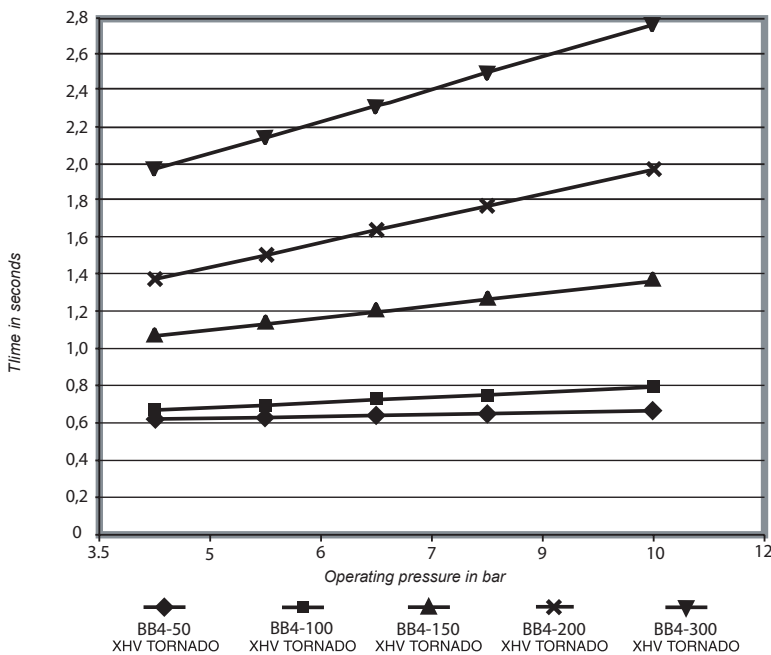
4" VALVE

The MARTIN® TORNADO air cannon produces better material flow with greater power, faster cycling and improved safety.


The air cannon fires when the MARTIN® TORNADO Exhaust Valve opens in response to a positive surge of air sent by a tripped solenoid valve. This positive-acting valve amplifies the discharge force, producing 20% more power than a conventional air cannon of the same size.

PERFORMANCE DATA

Discharge time



Martin® Tornado exhaust valve

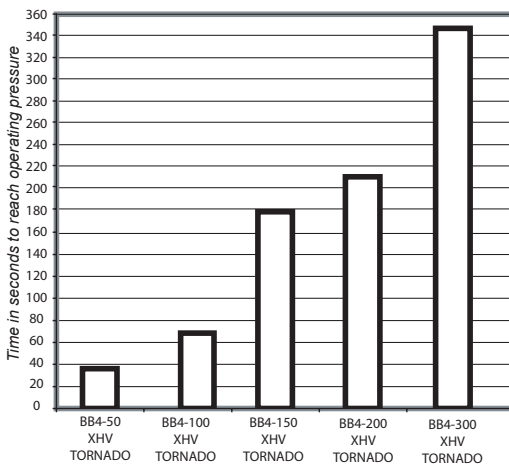


Units cut away

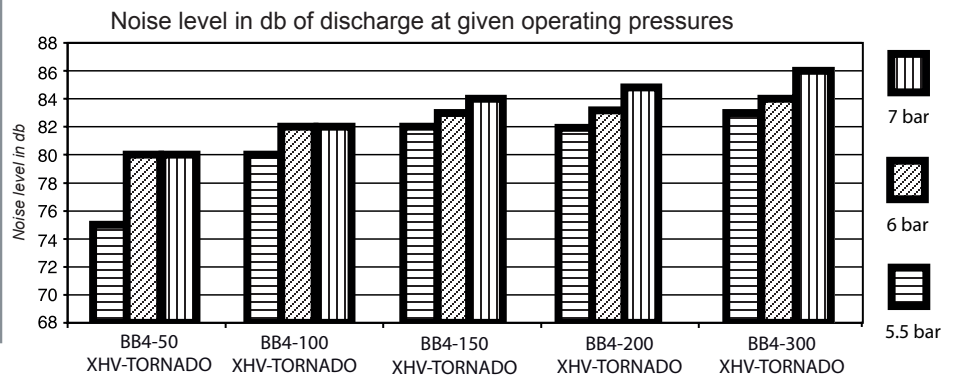
BENEFITS

- Improved safety
- Improved output power
- Applicable on high temperature applications
- Easy installation and maintenance
- Cycling guarantee
- Faster fill times

Fill time*



Noise level

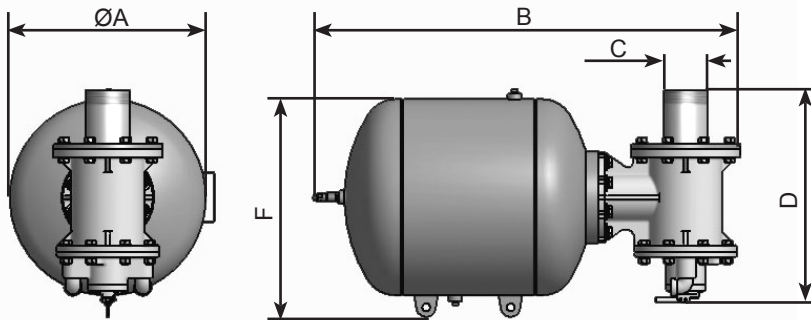
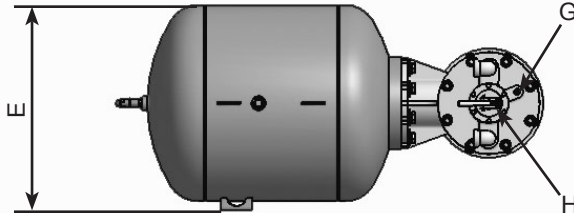


* Data based on labor tests. Fill times depending on characteristics of air supply.

TECHNICAL DATA SHEET

Dimensions in mm

Modell	Assembly part no.	Dimensions							
		ØA	B	C	D	E	F	G	H
BB4-50	37798-050X10-XXXX-XXXX+E	Ø400	925	G4"	541	422	480	G3/8"	G1/2"
BB4-100	37798-100X10-XXXX-XXXX+E	Ø500	1088			522	580		
BB4-150	37798-150X10-XXXX-XXXX+E	Ø500	1348			522	580		
BB4-200	37798-200X10-XXXX-XXXX+E	Ø600	1288			622	680		
BB4-300	37798-300X10-XXXX-XXXX+E	Ø600	1648			622	680		



NOTES

Air cannon tanks supplied by Martin Engineering are manufactured according to pressure vessel guideline 2009/105/EC. Guaranteed engineering, installation and maintenance of the MARTIN® TORNADO air canon are available from Martin Engineering.


Installation drawings of air cannon systems are available from Martin Engineering.

Martin Engineering recommends to clean up thorough all inner walls of storage vessels, before installing any air cannon system.

For further informations contact Martin Engineering or visit our website.

NOMENCLATURE

37798 - AAA B CC - D E F G - HHHH +E



A: Tank size in litre

B: Flange options
S: Weld flange
F: Threaded flange

C: Pressure range
10: 10 bar

D: Temperature range
D: -30°C/+150°C
E: -50°C/+150°C

E: Certification type
C: CE certification
G: GOST-R certification

F: Ausführung des Behälters
P: Painted (RAL 2004)
Z: Zinc plated
S: Stainless steel (1.4301)

G: Assembly options
w/o Index: Complete
1: Valve and vessel disassembled

H: Welds approved
w/o Index: No
0001: Yes

Air volume of uncompressed air* in litre

Air pressure in bar	BB4-50	BB4-100	BB4-150	BB4-200	BB4-300
1	50	100	150	200	300
4	200	400	600	800	1200
6	300	600	900	1200	1800
8	400	800	1200	1600	2400
10	500	1000	1500	2000	3000

*Standard air (acc. ISO 2553) rounded at a temperature of 15°C and an air pressure of 1013 hPa



Martin Engineering GmbH
 In der Rehbach 14
 D-65396 Walluf, Germany
 Tel. +49 (0)6123 97820
 Fax +49 (0)6123 75533
 info@martin-eng.de | www.martin-eng.de

Subject to change without prior notice
 Quality management system certified according to DNV - ISO 9001



Problem Solved™ GUARANTEED!

Form no. L3705UK-01/14
 © Martin Engineering Company 2006, 2012